

Anti-Secukinumab Antibody (23E11), mAb, Mouse

Cat. No.: A02153

Overview

Specificity	The product is specific for Secukinumab (Cosentyx)
Host Species	Mouse
Immunogen	Secukinumab
Species Reactivity	Not applicable
Conjugate	Unconjugated

Applications

Working concentrations for specific applications should be determined by the investigator. The appropriate concentrations may be affected by secondary antibody affinity, antigen concentration, the sensitivity of the method of detection, temperature, the length of the incubations, and other factors. The suitability of this antibody for applications other than those listed below has not been determined. The following concentration ranges are recommended starting points for this product.

Application	Recommended Usage
ELISA	0.005-0.1 µg/ml
Competitive ELISA	5-30 µg/ml

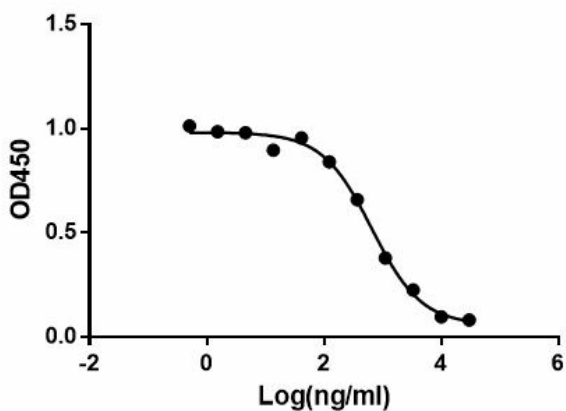
Properties

Form	Lyophilized
Storage Buffer	This product is lyophilized with PBS, pH 7.2, containing 0.02% sodium azide.
Reconstitution	Reconstitute the lyophilized antibody with deionized water (or equivalent) to a final concentration of 0.5 mg/ml.
Storage Instructions	The lyophilized product remains stable up to 1 year at -20 °C from date of receipt. Upon reconstitution, it can be stored for 2-3 weeks at 2-8 °C or for up to 12 months at -20 °C or below. Avoid repeated freezing and thawing cycles.

Purification	Protein A chromatography
Isotype	IgG1,K
Clonality	Monoclonal
Clone ID	23E11
Note	GenScript can customize this product per customer's request including product size, buffer components, etc.

Examples

Anti-Secukinumab Antibody (23E11) blocks Secukinumab binding with IL-17A



Anti-Secukinumab Antibody (23E11) (GenScript, A02153-40) blocks Secukinumab binding with Human IL-17A recombinant protein.

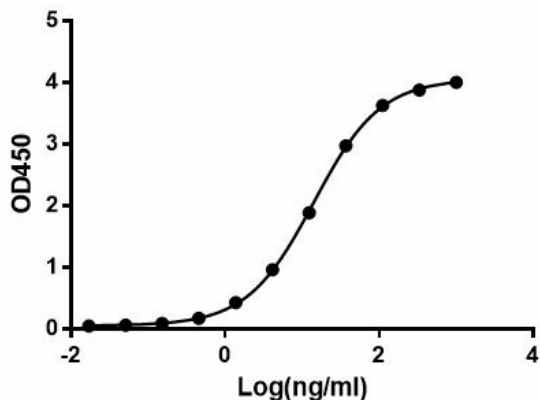
Coating antigen: Secukinumab 1 µg/ml.

IL-17A final concentration: 1 µg/ml.

Anti-Secukinumab antibody dilutions start from 30 µg/ml.

IC50= 0.654 µg/ml.

Anti-Secukinumab Antibody (23E11) binds with Secukinumab

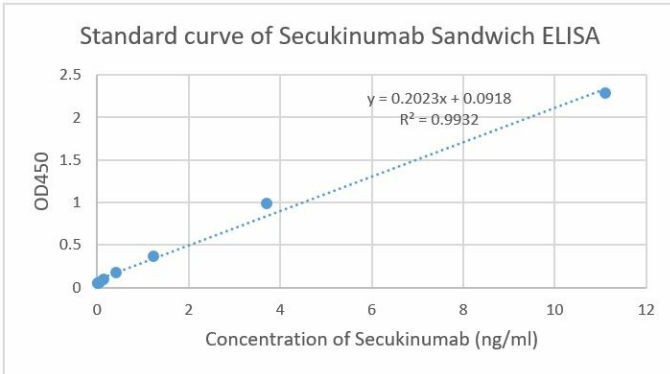


ELISA binding of Anti-Secukinumab Antibody (23E11), mAb, Mouse (GenScript, A02153-40) with Secukinumab. While the antibody does not recognize the human IgG (data not shown).

Coating antigen: Secukinumab, 1 µg/ml.

Anti-Secukinumab Antibody (23E11), mAb, Mouse (GenScript, A02153-40) dilutions start from 1,000 ng/ml.

EC50= 14.16 ng/ml.



Standard curve of Secukinumab Sandwich ELISA. The Secukinumab Sandwich ELISA assay is developed by using Anti-Secukinumab Antibody (22G7), mAb, Mouse (GenScript, A02152-40; 1 ug/ml) and Anti-Secukinumab Antibody (23E11), mAb, Mouse (GenScript, A02153-40; 1 ug/ml) as the capture and detection antibodies, respectively.

In this ELISA assay, Anti-Secukinumab Antibody (23E11), mAb, Mouse (GenScript, A02153-40) was labeled with Biotin.

GenScript can provide customized conjugation services for this product per the customer's request. The sensitivity of detecting Secukinumab is up to 0.119 ng/ml.

Background

Target Background : Secukinumab with brand name Cosentyx, is a human IgG1k monoclonal antibody that binds to the protein interleukin (IL)-17A, and is marketed by Novartis for the treatment of psoriasis, ankylosing spondylitis, and psoriatic arthritis. Secukinumab inhibits a member of the cytokine family, interleukin 17A, which is produced mainly by inflammatory T helper 17 cells. IL17A is upregulated in serum of people with psoriasis and in the synovial fluid of people with psoriatic arthritis, and promotes inflammation when it binds to the interleukin-17 receptor. Anti-Secukinumab Antibody (23E11), mAb, Mouse is produced from a hybridoma resulting from the fusion of partner and B-lymphocytes obtained from a mouse immunized with Secukinumab.

Synonyms : Mouse monoclonal to Secukinumab/Cosentyx

For laboratory research use only. Direct human use, including taking orally and injection and clinical use are forbidden.