

Rev05
Update: Jun,14,2023

DATASHEET

Anti-Sarilumab Antibody (23H12), mAb, Mouse

Cat. No.: A02043

Overview

Specificity	The product is specific for Sarilumab. The antibody is recommended as a detection antibody in a pharmacokinetic (PK) bridging assay with capture antibody GenScript, A02042-40, Anti-Sarilumab Antibody (26B10), mAb, Mouse
Host Species	Mouse
Immunogen	Sarilumab
Conjugate	Unconjugated

Applications

Working concentrations for specific applications should be determined by the investigators. The appropriate concentrations may be affected by secondary antibody affinity, antigen concentration, the sensitivity of the method of detection, temperature, the length of the incubations, and other factors. The suitability of this antibody for applications other than those listed below has not been determined. The following concentration ranges are recommended starting points for this product.

Application	Recommended Usage
ELISA	0.01-0.1 µg/ml
Competitive ELISA	0.1-10 µg/ml

Properties

Form	Lyophilized
Storage Buffer	Lyophilized with PBS, pH 7.4, containing 0.02% sodium azide.
Reconstitution	Reconstitute the lyophilized powder with deionized water (or equivalent) to a final concentration of 0.5 mg/ml.
Storage Instructions	The lyophilized product remains stable up to 1 year at -20 °C from date of receipt. Upon reconstitution, it can be stored for 2-3 weeks at 2-8 °C or for up to 12 months at -20 °C or below. Avoid repeated freezing and thawing cycles.
Purification	Protein A affinity column

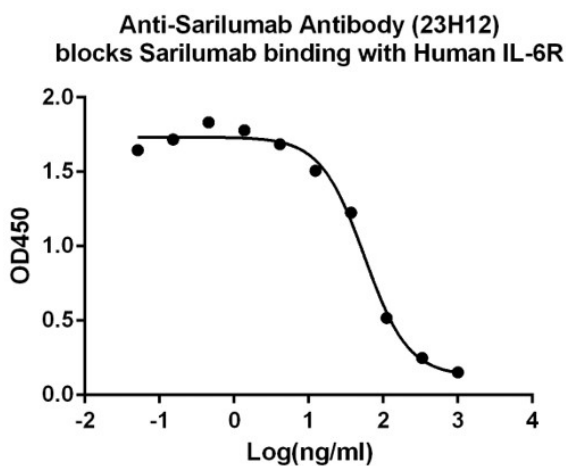
GenScript USA, Inc.

860 Centennial Ave. Piscataway, NJ 08854

Tel: 1-732-885-9188

Isotype	Mouse IgG2b, κ
Clonality	Monoclonal
Clone ID	23H12
Note	GenScript can customize this product per customer's request including product size, buffer components, etc.

Examples



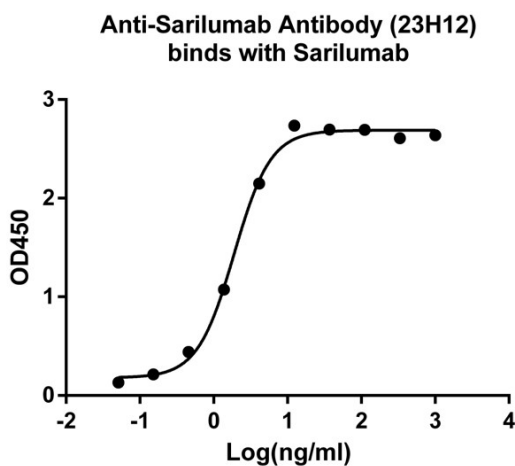
Anti-Sarilumab Antibody (23H12) (GenScript, A02043-40) blocks Sarilumab binding with IL-6R, Human (GenScript, Z03136-50).

Coating antigen: IL-6R 1 μ g/ml

Sarilumab final concentration: 25 ng/ml

Anti-Sarilumab Antibody (23H12) (GenScript, A02043-40) dilutions start from 1 μ g/ml.

IC₅₀= 0.056 μ g/ml.

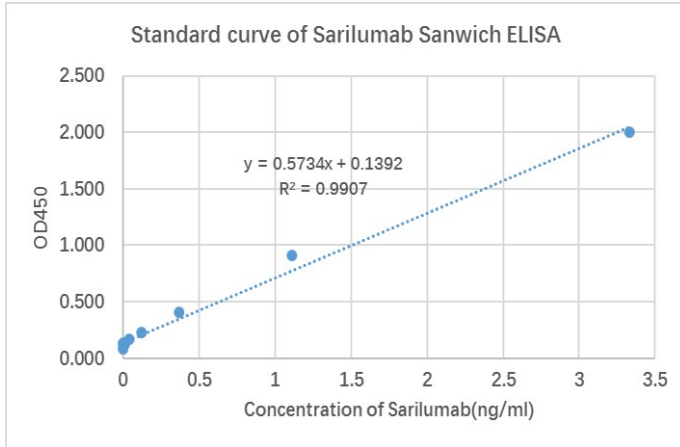


ELISA binding of Anti-Sarilumab Antibody (23H12), mAb, Mouse (GenScript, A02043-40) with Sarilumab. While the antibody does not recognize the human IgG (data not shown).

Coating antigen: Sarilumab, 1 μ g/ml.

Anti-Sarilumab Antibody (23H12), mAb, Mouse (GenScript, A02043-40) dilution start from 1,000 ng/ml.

EC₅₀= 1.887 ng/ml.



Standard curve of Sarilumab Sandwich ELISA. The Sarilumab Sandwich ELISA assay is developed by using Anti-Sarilumab Antibody (26B10), mAb, Mouse (GenScript, A02042-40) and Anti-Sarilumab Antibody (23H12), mAb, Mouse (GenScript, A02043-40) as the capture and detection antibodies, respectively.

In this ELISA assay, Anti-Sarilumab Antibody (23H12), mAb, Mouse (GenScript, A02043-40) was labeled with Biotin.

The sensitivity of detecting Sarilumab is up to 0.04 ng/ml.

Background

Target Background : Sarilumab with the trade name of Kevzara, is a human monoclonal IgG1 antibody. It binds to membrane bound and soluble interleukin 6 (IL-6) receptor forms. It was FDA-approved in for the treatment of Rheumatoid Arthritis (RA) in combination with methotrexate. Anti-Sarilumab Antibody (23H12), mAb, Mouse is produced from a hybridoma resulting from the fusion of partner and B-lymphocytes obtained from a mouse immunized with Sarilumab.

Synonyms : Mouse monoclonal to Sarilumab/Kevzara

For laboratory research use only. Direct human use, including taking orally and injection and clinical use are forbidden.

生产商：南京金斯瑞生物科技有限公司 江苏省南京市江宁区科学园雍熙路28号

Manufacturer: Nanjing GenScript Biotech Co., Ltd. No. 28Yongxi Road, Jiangning District, Nanjing, Jiangsu, China