

Rev08
 Update: May,27,2026

DATASHEET

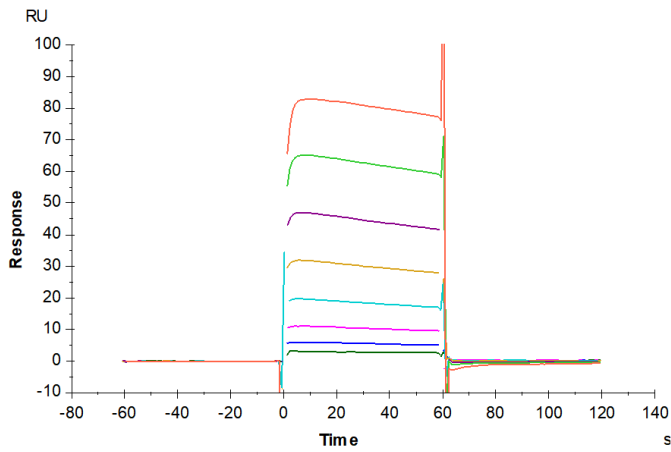
Fc gamma RIIA/CD32a (H167), His & Avi, Human

Cat. No.: Z04250

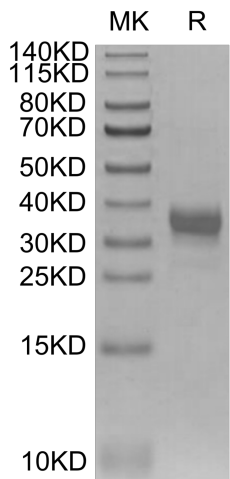
Product Introduction

Species	Human
Protein Construction	<div style="display: flex; align-items: center; justify-content: center;"> <div style="background-color: #0056b3; color: white; padding: 5px; text-align: center;"> Fc gamma RIIA/CD32a (H167)[Gln34-Ile218(H167)] Accession # P12318-1 </div> <div style="background-color: #90c080; color: white; padding: 5px; text-align: center; margin: 0 5px;">His</div> <div style="background-color: #008000; color: white; padding: 5px; text-align: center; margin: 0 5px;">Avi</div> </div> <div style="display: flex; justify-content: space-between; width: 100%; font-size: small; margin-top: 5px;"> N-term C-term </div>
Purity	> 95% as determined by BisTris PAGE
Endotoxin Level	Less than 0.1 EU per µg by the LAL method.
Biological Activity	Loaded Fc gamma RIIA/CD32a (H167), His & Avi, Human on Biosensor, can bind Rituximab. Test result was comparable to standard batch.
Expression System	HEK293
Theoretical Molecular Weight	23.4 kDa
Apparent Molecular Weight	Due to glycosylation, the protein migrates to 30-40 kDa based on Bis-Tris PAGE result.
Formulation	Lyophilized from 0.22µm filtered solution in PBS (pH 7.4).
Reconstitution	Centrifuge the tube before opening. Reconstituting to a concentration more than 100 µg/ml is recommended. Dissolve the lyophilized protein in distilled water.
Storage & Stability	Upon receiving, the product remains stable for 6 months at -20°C or below. Upon reconstitution, the product should be stable for 3 months at -80°C. Avoid repeated freeze-thaw cycles.

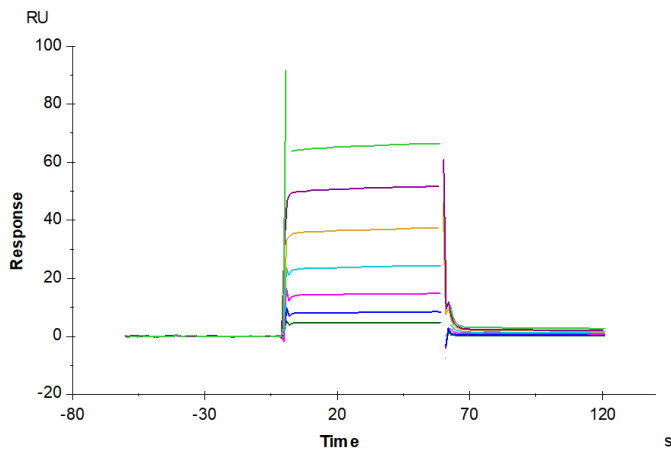
Examples



Fc gamma RIIA/CD32a (H167), His & Avi, Human, His Tag captured on CM5 Chip via anti-his antibody can bind Rituximab with an affinity constant of 1.53 μ M as determined in SPR assay (Biacore T200) (QC Test).



Fc gamma RIIA/CD32a (H167), His & Avi, Human on Bis-Tris PAGE under reduced condition. The purity is greater than 95%.



Rituximab captured on CM5 Chip via Protein A can bind Fc gamma RIIA/CD32a (H167), His & Avi, Human, His Tag with an affinity constant of 0.73 μ M as determined in SPR assay (Biacore T200).

