Rev05
Update: Aug,20,2025

DATASHEET

MSLN/Mesothelin(298-600), His, Rat

Cat. No.: Z03878

Product Introduction

Species	Rat
Protein Construction	MSLN/Mesothelin (Asp298-Ser600) Accession # XP_032768340.1 — His N-term — C-term
Purity	> 95% as determined by Bis-Tris PAGE
Endotoxin Level	Less than 1EU per μg by the LAL method.
Biological Activity	Measured by its binding ability in a functional ELISA.Test result was comparable to standard batch.
Expression System	HEK293
Theoretical Molecular Weight	35.67 kDa
Apparent Molecular Weight	Due to glycosylation, the protein migrates to 45-55kDa based on Bis-Tris PAGE result.
Formulation	Lyophilized from a 0.22 μm filtered solution in PBS, pH 7.4.
Reconstitution	Centrifuge the tube before opening. Reconstituting to a concentration more than 100 μg/ml is recommended. Dissolve the lyophilized protein in distilled water.
Storage & Stability	Upon receiving, the product remains stable for 6 months at -20°C or below. Upon reconstitution, the product should be stable for 3 months at -80°C. Avoid repeated freeze-thaw cycles.

Examples

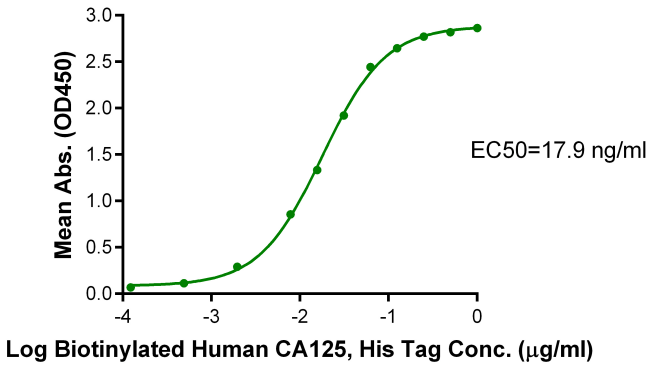

Immobilized MSLN/Mesothelin(298-600), His, Rat, His Tag at 1 μg/ml (100 μl/well) on the plate. Dose response curve for Biotinylated Human CA125, His Tag with the EC50 of 17.9 ng/ml determined by ELISA.

GenScript USA, Inc.
860 Centennial Ave. Piscataway, NJ 08854
Tel: 1-732-885-9188

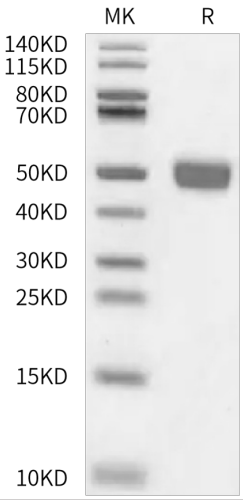

MSLN/Mesothelin(298-600), His, Rat on Bis-Tris PAGE under reduced condition. The purity is greater than 95%.

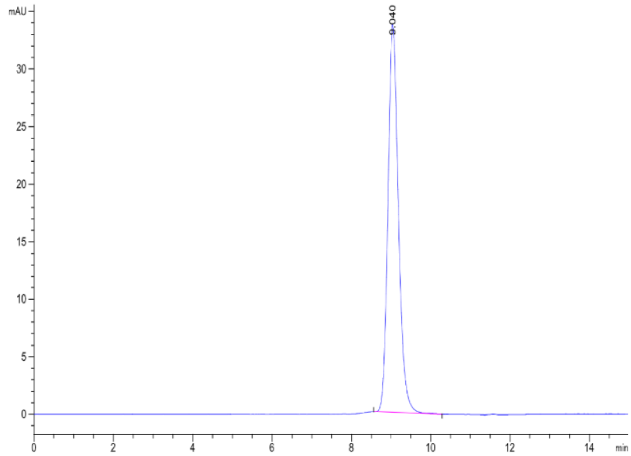

The purity of MSLN/Mesothelin(298-600), His, Rat is greater than 95% as determined by SEC-HPLC.

Background

Target Background : Mesothelin, also known as MSLN, is encoded by the MSLN gene. It encodes a precursor protein of 71 kDa that is processed to a 31 kDa shed protein called megakaryocyte potentiating factor (MPF) and a 40 kDa fragment, mesothelin. MSLN is attached to the cell membrane by a glycosyl-phosphatidylinositol (GPI) anchor. It is a differentiation antigen which is highly expressed in several human cancers, including virtually all mesotheliomas and pancreatic adenocarcinomas.

Synonyms : MSLN; CAK1 antigen; CAK1; Mesothelin; MPF; MPFSMRP; SMR

For laboratory research use only. Direct human use, including taking orally and injection and clinical use are forbidden.

Manufacturer: Nanjing GenScript Biotech Co., Ltd. No. 28Yongxi Road, Jiangning District, Nanjing, Jiangsu, China