

Rev04
Update: Mar,01,2022

DATASHEET

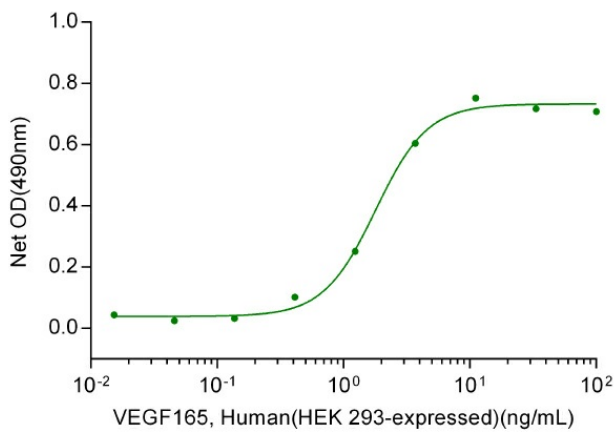
VEGF165, Human(HEK 293-expressed)

Cat. No.: Z03073

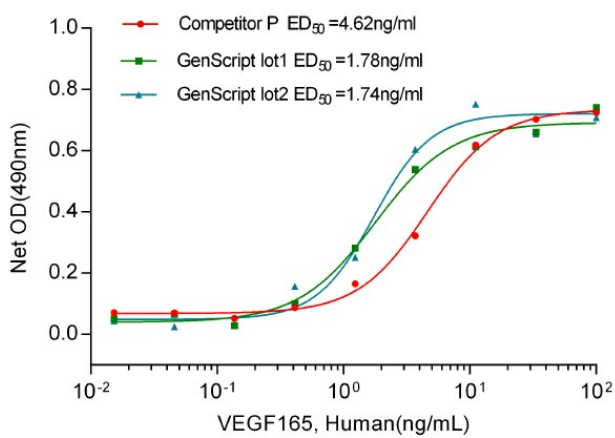
Product Introduction

Species	Human
Protein Construction	VEGF165 (Ala27-Arg191) Accession # P15692-4
Purity	> 95% as analyzed by SDS-PAGE
Endotoxin Level	< 0.2 EU/ μ g of protein by gel clotting method
Biological Activity	ED ₅₀ < 5.0 ng/ml, measured in a cell proliferation assay using HUVEC cells.
Expression System	HEK 293
Apparent Molecular Weight	20~26 kDa, on SDS-PAGE under reducing conditions.
Formulation	Lyophilized after extensive dialysis against PBS.
Reconstitution	It is recommended that this vial be briefly centrifuged prior to opening to bring the contents to the bottom. Reconstitute the lyophilized powder in ddH ₂ O or PBS up to 100 μ g/ml.
Storage & Stability	Upon receiving, this product remains stable for up to 6 months at lower than -70°C. Upon reconstitution, the product should be stable for up to 1 week at 4°C or up to 3 months at -20°C. For long term storage it is recommended that a carrier protein (example 0.1% BSA) be added. Avoid repeated freeze-thaw cycles.

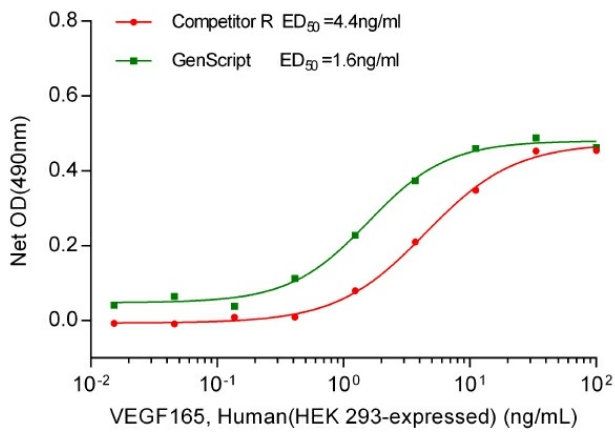
Examples



ED₅₀ < 5 ng/ml, measured in a cell proliferation assay using HUVEC cells.



GenScript product showed better activity compared to competitor P



GenScript product showed better activity compared to competitor R

Background

Target Background : Vascular Endothelial Growth Factor (VEGF) is a potent growth and angiogenic cytokine. It stimulates proliferation and survival of endothelial cells, and promotes angiogenesis and vascular permeability. Expressed in vascularized tissues, Vascular Endothelial Growth Factor (VEGF) plays a prominent role in normal and pathological angiogenesis. Substantial evidence implicates Vascular Endothelial Growth Factor (VEGF) in the induction of tumor metastasis and intra-ocular neovascular syndromes. Vascular Endothelial Growth Factor (VEGF) signals through the three receptors; fms-like tyrosine kinase (flt-1), KDR gene product (the murine homolog of KDR is the flk-1 gene product) and the flt4 gene product.

Synonyms : VEGF-165; Vascular Endothelial Growth Factor 165; VPF; Folliculostellate cell-derived growth factor; Glioma-derived endothelial cell mitogen; Vascular Permeability Factor

For laboratory research use only. Direct human use, including taking orally and injection and clinical use are forbidden.