

Rev01
Update: Jan,03,2023

DATASHEET

MonoRab™ AAV8 (intact particle) Antibody (75F2), mAb, Rabbit

Cat. No.: A02204

Overview

Specificity	The product recognizes a conformational epitope on AAV-8. No cross-reaction with AAV type 1, 2, 5, 6, 9, DJ, rh.1 in Dot Blot. AAV3, AAV4, AAV7 and AAV10 are not tested.
Host Species	Rabbit
Immunogen	AAV8 Virus-Like Particles (VLPs)
Conjugate	Unconjugated

Applications

Working concentrations for specific applications should be determined by the investigators. The appropriate concentrations may be affected by secondary antibody affinity, antigen concentration, the sensitivity of the method of detection, temperature, the length of the incubations, and other factors. The suitability of this antibody for applications other than those listed below has not been determined. The following concentration ranges are recommended starting points for this product.

Application	Recommended Usage
Sandwich ELISA	Capture with A02205 and detected by A02204 Capture: 0.5-10 µg/ml Detection: 0.05-0.2 µg/ml
Dot Blot	0.5-2 µg/ml

Properties

Form	Lyophilized
Storage Buffer	Lyophilized with PBS, pH 7.2, containing 0.02% sodium azide.
Reconstitution	Reconstitute the lyophilized powder with deionized water (or equivalent) to a final concentration of 0.5 mg/ml.

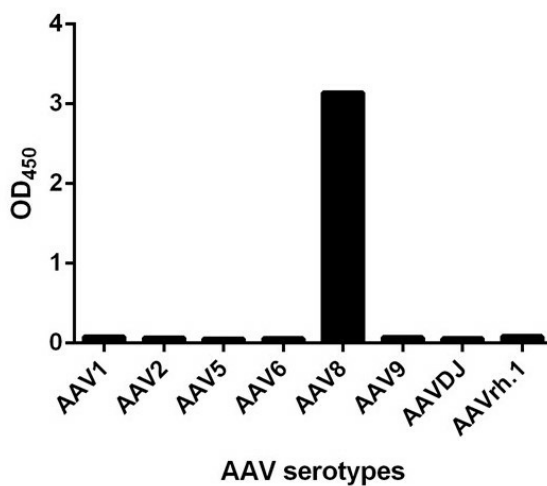
Storage Instructions	The lyophilized product remains stable up to 1 year at -20°C from date of receipt. The reconstituted antibody can be stored for 2-3 weeks at 2-8°C. For long term storage, aliquot and store at -20°C or below. Avoid repeated freezing and thawing cycles.
Purification	Purified by Protein A affinity chromatography
Isotype	Rabbit IgG
Clonality	Monoclonal
Clone ID	75F2
Note	GenScript can customize this product per customer's request including product size, buffer components, etc.

Examples

AAV 1 2 5 6 8 9 DJ rh.1 50 ng native capsid

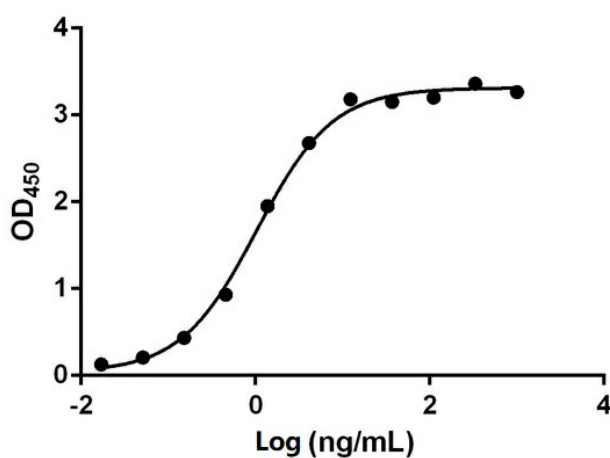


Dot blot analysis of AAV type 1, 2, 5, 6, 8, 9, DJ and rh.1 using MonoRab™ AAV8 (intact particle) Antibody (75F2), mAb, Rabbit (GenScript, A02204, 0.2 µg/ml).



ELISA analysis of AAV type 1, 2, 5, 6, 8, 9, DJ and rh.1 using MonoRab™ AAV8 (intact particle) Antibody (75F2), mAb, Rabbit (GenScript, A02204).


Coating antigen: AAV type 1, 2, 5, 6, 8, 9, DJ and rh.1, 1 µg/ml.



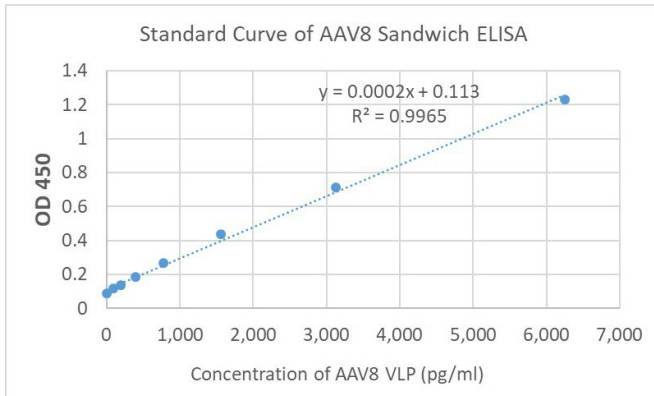
ELISA binding of MonoRab™ AAV8 (intact particle) Antibody (75F2), mAb, Rabbit (Genscript, A02204) with AAV type 8.

Coating antigen: AAV type 8, 1 µg/ml.

MonoRab™ AAV8 (intact particle) Antibody (75F2), mAb, Rabbit (Genscript, A02204) dilution start from 1,000 ng/ml.



Sensitivity of MonoRab™ AAV8 (intact particle) Antibody (75F2), mAb, Rabbit (GenScript, A02204, 0.2 µg/ml) with Anti-Adeno-associated virus (AAV8), intact particles by Dot blot. The assay was performed with AAV8.



Standard curve of AAV8 Sandwich ELISA.

The AAV8 Sandwich ELISA assay is developed by using MonoRab™ AAV8 (intact particle) Antibody (75F2), mAb, Rabbit (Genscript, A02204) and MonoRab™ AAV8 (intact particle) Antibody (72E8), mAb, Rabbit (Genscript, A02205) as the capture and detection antibodies, respectively.

In this ELISA assay, MonoRab™ AAV8 (intact particle) Antibody (72E8), mAb, Rabbit (Genscript, A02205) was labeled with Biotin. Genscript can provide customized conjugation services for this product per the customer's request.

Capture antibody: MonoRab™ AAV8 (intact particle) Antibody (75F2), mAb, Rabbit, 2.5 µg/ml

Detection antibody: MonoRab™ AAV8 (intact particle) Antibody (72E8)[Biotin], mAb, Rabbit, mAb, Rabbit, 1 µg/ml

Background

Target Background : Adeno-associated virus type 8 (AAV8) is a valuable vector for gene therapy. It is one member of the human parvovirus family which depends on co-infection with helper viruses such as adenovirus or herpes virus for efficient reproduction. AAV8 empty capsids are composed of three proteins, VP1, VP2 and VP3 with relative molecular masses of 87, 72 and 62 kDa, respectively.

Synonyms : Adeno-associated virus 8; AAV8; AAV serotype 8

For laboratory research use only. Direct human use, including taking orally and injection and clinical use are forbidden.