

Rev05
Update: Oct,19,2022**DATASHEET**

Anti-Avelumab Antibody (12G9), mAb, Mouse

Cat. No.: A02120

Overview

Specificity	This product is specific for Avelumab
Host Species	Mouse
Immunogen	Avelumab
Conjugate	Unconjugated

Applications

Working concentrations for specific applications should be determined by the investigators. The appropriate concentrations may be affected by secondary antibody affinity, antigen concentration, the sensitivity of the method of detection, temperature, the length of the incubations, and other factors. The suitability of this antibody for applications other than those listed below has not been determined. The following concentration ranges are recommended starting points for this product.

Application	Recommended Usage
ELISA	0.001-0.1 µg/ml
Competitive ELISA	10-50 µg/ml

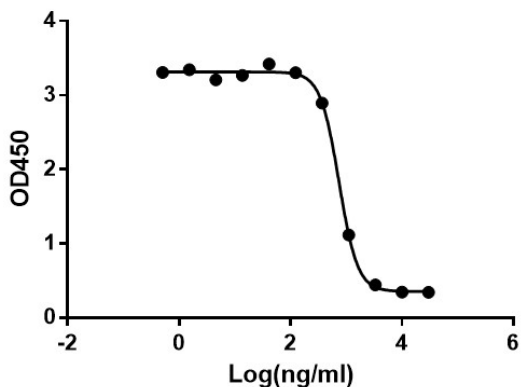
Properties

Form	Lyophilized
Storage Buffer	This product is lyophilized with PBS, pH 7.2, containing 0.02% sodium azide.
Reconstitution	Reconstitute the lyophilized powder with deionized water (or equivalent) to a final concentration of 0.5 mg/ml.
Storage Instructions	The lyophilized product remains stable up to 1 year at -20 °C from date of receipt. Upon reconstitution, it can be stored for 2-3 weeks at 2-8 °C or for up to 12 months at -20 °C or below. Avoid repeated freezing and thawing cycles.
Purification	Protein A affinity column
Isotype	Mouse IgG1, κ

Clonality	Monoclonal
Clone ID	12G9
Note	GenScript can customize this product per customer's request including product size, buffer components, etc.

Examples

Anti-Avelumab Antibody (12G9) blocks Avelumab binding with Human PD-L1



Anti-Avelumab Antibody (12G9) (GenScript, A02120-40) blocks Avelumab binding with Human PD-L1.

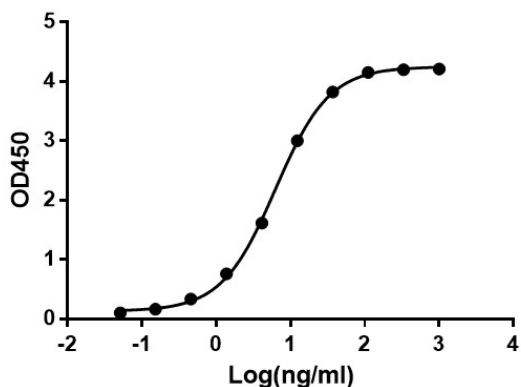
Coating antigen: Avelumab 1 µg/ml.

PD-L1 concentration: 6 ng/ml.

Anti-Avelumab antibody dilutions start from 30 µg/ml.

IC₅₀ = 0.741 µg/ml.

Anti-Avelumab Antibody (12G9) binds with Avelumab



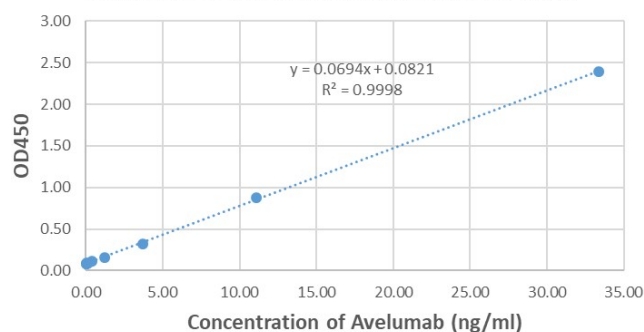
ELISA binding of Anti-Avelumab Antibody (12G9), mAb, Mouse (GenScript, A02120-40) with Avelumab. While the antibody does not recognize the human IgG (data not shown).

Coating antigen: Avelumab, 1 µg/ml.

Anti-Avelumab Antibody (12G9), mAb, Mouse (GenScript, A02120-40) dilution start from 1,000 ng/ml.

EC₅₀ = 6.282 ng/ml.

Standard curve of Avelumab Sandwich ELISA



Standard curve of Avelumab Sandwich ELISA. The Avelumab Sandwich ELISA assay is developed by using Anti-Avelumab Antibody (12H7), mAb, Mouse (GenScript, A02121-40) and Anti-Avelumab Antibody (12G9), mAb, Mouse (GenScript, A02120-40) as the capture and detection antibodies, respectively. In this ELISA assay, Anti-Avelumab Antibody (12G9), mAb, Mouse (GenScript, A02120-40) was labeled with Biotin.

GenScript can provide customized conjugation services for this product per the customer's request.

The sensitivity of detecting Avelumab is up to 1.1 ng/ml.

Background

Target Background : Avelumab with trade name Bavencio, is an FDA-approved drug to treat Merkel cell carcinoma, urothelial carcinoma, and renal cell carcinoma. Avelumab is a whole monoclonal antibody of isotype IgG1 that binds to the programmed death-ligand 1 (PD-L1) and therefore inhibits binding to its receptor programmed cell death 1 (PD-1). PD-L1 can be highly expressed on certain tumors, which is thought to lead to reduced activation of immune cells (cytotoxic T-cells in particular) that might otherwise recognize and attack the cancer. Inhibition of PD-L1 by Avelumab can remove this inhibitor effect and thereby engender an anti-tumor response. It is one of several ways to block inhibitory signals related to T-cell activation, a more general strategy known as "immune checkpoint inhibition." Anti-Avelumab Antibody (12G9), mAb, Mouse is produced from a hybridoma resulting from the fusion of partner and B-lymphocytes obtained from a mouse immunized with Avelumab.

Synonyms : Mouse monoclonal to Avelumab/Bavencio

For laboratory research use only. Direct human use, including taking orally and injection and clinical use are forbidden.