

Rev05
Update: Jan,07,2025

DATASHEET

Anti-Etanercept Antibody (4H5), mAb, Mouse

Cat. No.: A02114

Overview

Specificity	This product is specific for Etanercept
Host Species	Mouse
Immunogen	Etanercept
Conjugate	Unconjugated

Applications

Working concentrations for specific applications should be determined by the investigators. The appropriate concentrations may be affected by secondary antibody affinity, antigen concentration, the sensitivity of the method of detection, temperature, the length of the incubations, and other factors. The suitability of this antibody for applications other than those listed below has not been determined. The following concentration ranges are recommended starting points for this product.

Application	Recommended Usage
ELISA	0.005-0.1 µg/ml
Competitive ELISA	1-30 µg/ml

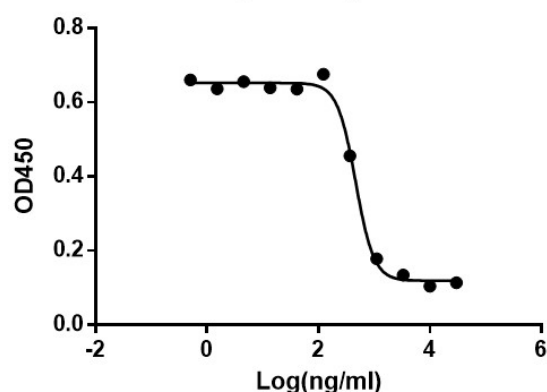
Properties

Form	Lyophilized
Storage Buffer	This product is lyophilized with PBS, pH 7.2, containing 0.02% sodium azide.
Reconstitution	Reconstitute the lyophilized powder with deionized water (or equivalent) to a final concentration of 0.5 mg/ml.
Storage Instructions	The lyophilized product remains stable up to 1 year at -20 °C from date of receipt. Upon reconstitution, it can be stored for 2-3 weeks at 2-8 °C or for up to 12 months at -20 °C or below. Avoid repeated freezing and thawing cycles.
Purification	Protein A affinity column
Isotype	Mouse IgG1, κ

Clonality	Monoclonal
Clone ID	4H5
Note	GenScript can customize this product per customer's request including product size, buffer components, etc.

Examples

Anti-Etanercept Antibody (4H5) blocks Etanercept binding with Human TNF- α



Anti-Etanercept Antibody (4H5) (GenScript, A02114-40) blocks Etanercept binding with Human TNF-alpha recombinant protein.

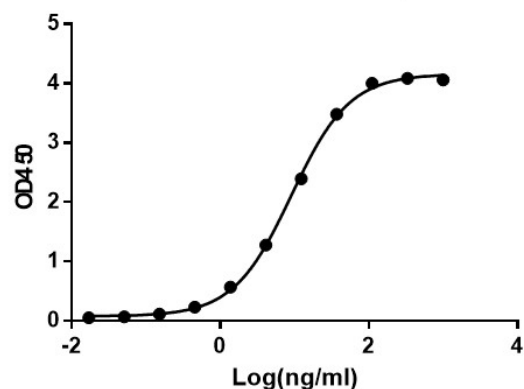
Coating antigen: Etanercept 1 μ g/ml.

TNF-alpha final concentration: 50 ng/ml.

Anti-Etanercept antibody dilutions start from 30 μ g/ml.

IC₅₀= 0.467 μ g/ml.

Anti-Etanercept Antibody (4H5) binds with Etanercept



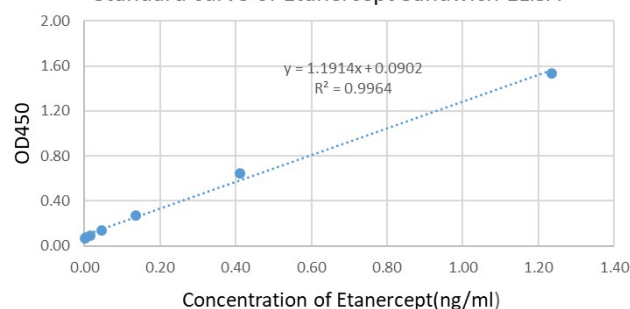
ELISA binding of Anti-Etanercept Antibody (4H5), mAb, Mouse (GenScript, A02114-40) with Etanercept. While the antibody does not recognize the human IgG (data not shown).

Coating antigen: Etanercept, 1 μ g/ml.

Anti-Etanercept Antibody (4H5), mAb, Mouse (GenScript, A02114-40) dilution start from 1,000 ng/ml.

EC₅₀= 9.115 ng/ml.

Standard curve of Etanercept Sandwich ELISA



Standard curve of Etanercept Sandwich ELISA. The Etanercept Sandwich ELISA assay is developed by using Anti-Etanercept Antibody (4H5), mAb, Mouse (GenScript, A02114-40) and Anti-Etanercept Antibody (4H1), mAb, Mouse (GenScript, A02113-40) as the capture and detection antibodies, respectively. In this ELISA assay, Anti-Etanercept Antibody (4H1), mAb, Mouse (GenScript, A02113-40) was labeled with Biotin.

GenScript can provide customized conjugation services for this product per the customer's request.

The sensitivity of detecting Etanercept is up to 0.058 ng/ml.

Background

Target Background : Etanercept with trade name Enbrel, is an FDA-approved drug to treat rheumatoid arthritis, juvenile idiopathic arthritis and psoriatic arthritis, plaque psoriasis and ankylosing spondylitis. Etanercept is a fusion protein made from the combination of two naturally occurring soluble human 75-kilodalton TNF receptors linked to an Fc portion of an IgG1. Etanercept treats autoimmune diseases by interfering with tumor necrosis factor-alpha (TNF α , a soluble inflammatory cytokine) by acting as a TNF α inhibitor. Anti-Etanercept Antibody (4H5), mAb, Mouse is produced from a hybridoma resulting from the fusion of partner and B-lymphocytes obtained from a mouse immunized with Etanercept.

Synonyms : Mouse monoclonal to Etanercept/Enbrel

For laboratory research use only. Direct human use, including taking orally and injection and clinical use are forbidden.

Manufacturer: Nanjing GenScript Biotech Co., Ltd. No. 28Yongxi Road, Jiangning District, Nanjing, Jiangsu, China