Rev09
Update: Aug,31,2026

DATASHEET

Anti-Dupilumab Antibody (6C9), mAb, Mouse

Cat. No.: A02098

Overview

Specificity	The product is specific for Dupilumab
Host Species	Mouse
Immunogen	Dupilumab
Conjugate	Unconjugated

Applications

Working concentrations for specific applications should be determined by the investigators. The appropriate concentrations may be affected by secondary antibody affinity, antigen concentration, the sensitivity of the method of detection, temperature, the length of the incubations, and other factors. The suitability of this antibody for applications other than those listed below has not been determined. The following concentration ranges are recommended starting points for this product.

Application	Recommended Usage
ELISA	0.001-0.05 μg/ml
Competitive ELISA	5-30 μg/ml

Properties

Form	Lyophilized
Storage Buffer	This product is lyophilized with PBS, pH 7.2, containing 0.02% sodium azide.
Reconstitution	Reconstitute the lyophilized powder with deionized water (or equivalent) to a final concentration of 0.5 mg/ml.
Storage Instructions	The lyophilized product remains stable for 1 year at -20°C from the date of receipt. Upon reconstitution, it can be stored for 2-3 weeks at 2-8°C or for 12 months at -20°C or below. Avoid repeated freezing and thawing cycles.
Purification	Protein A affinity column
Isotype	Mouse IgG1,κ
Clonality	Monoclonal

Clone ID	6C9
Note	GenScript can customize this product per customer's request including product size, buffer components, etc.

Examples

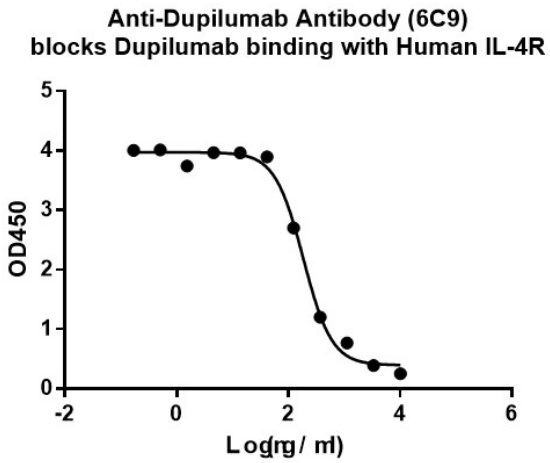

Anti-Dupilumab Antibody (6C9) (GenScript, A02098-40) blocks Dupilumab binding with Human IL-4Rα recombinant protein.
Coating antigen: IL-4Rα 0.5 μg/ml.
Dupilumab final concentration: 100 ng/ml.
Anti-Dupilumab antibody dilutions start from 10 μg/ml.
IC50= 0.185 μg/ml.

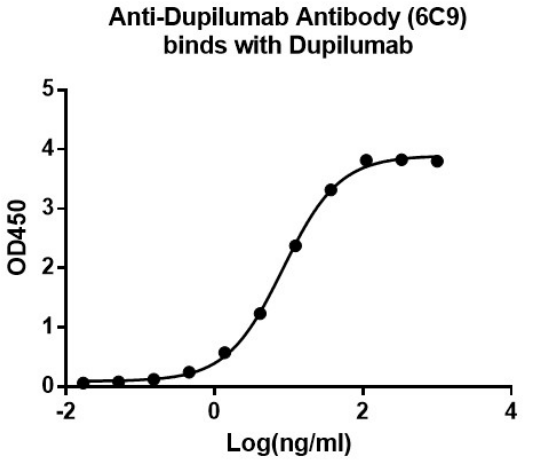

ELISA binding of Anti-Dupilumab Antibody (6C9), mAb, Mouse (GenScript, A02098-40) with Dupilumab. While the antibody does not recognize the human IgG (data not shown).
Coating antigen: Dupilumab, 1 μg/ml.
Anti-Dupilumab Antibody (6C9), mAb, Mouse (GenScript, A02098-40) dilution start from 1,000 ng/ml.
EC_{50}= 8.403 ng/ml.

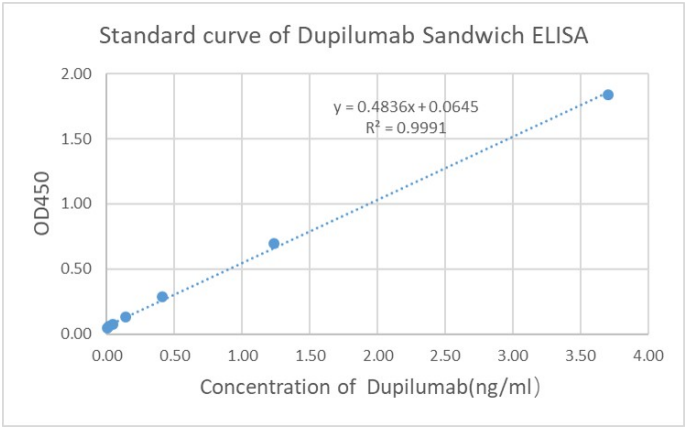

Standard curve of Dupilumab Sandwich ELISA. The Dupilumab Sandwich ELISA assay is developed by using Anti-Dupilumab Antibody (6C9), mAb, Mouse (GenScript, A02098-40) and Anti-Dupilumab Antibody (2D5), mAb, Mouse (GenScript, A02097-40) as the capture and detection antibodies, respectively.
In this ELISA assay, Anti-Dupilumab Antibody (2D5), mAb, Mouse (GenScript, A02097-40) was labeled with Biotin.
GenScript can provide customized conjugation services for this product per the customer's request.
The sensitivity of detecting Dupilumab is up to 0.08 ng/ml.

Background

Target Background : Dupilumab with trade name Dupixent, is an FDA-approved drug for the treatment of patients aged 6 years and older with moderate-to-severe atopic dermatitis. It is a human monoclonal antibody. Dupilumab binds to the interleukin-4 receptor alpha (IL-4Rα) subunit shared by the interleukin (IL)-4 and IL-13 receptor complexes, thereby inhibiting IL-4 and IL-13 signaling. Anti-Dupilumab Antibody (6C9), mAb, Mouse is produced from a hybridoma resulting from the fusion of partner and B-lymphocytes obtained from a mouse immunized with Dupilumab.

Synonyms : Mouse monoclonal to Dupilumab/Dupixent

Limited Use License and Use Restrictions

Limited Use License and Use Restrictions	This Product is provided under a limited, non-exclusive, non-transferable, and non-sublicensable end-user license strictly limited to the permitted uses set forth in GenScript’ s official documentation, quotations, or written agreements. Any use beyond such scope requires GenScript’ s prior written authorization or license. Except as expressly authorized in writing by GenScript, Customer shall not, and shall not permit, procure, enable, or assist any third party to: (a) commercialize or otherwise exploit the Product, including by reselling, distributing, transferring, sublicensing, or otherwise making the Product (including any product incorporating the Product) available to any third party; (b) copy, reproduce, clone, reverse clone, sequence, analyze, characterize, deconstruct, reconstruct, reverse engineer, or otherwise attempt to discover the composition, sequence, structure, binding characteristics, epitope recognition characteristics, or other proprietary features of the Product; (c) modify, derivatize, humanize, optimize, mutate, design around, or generate any variants, derivatives, fragments, substitutes, or functional equivalents of the Product; or (d) use the Product, any information derived therefrom, or any computational, AI-enabled, or sequence-based design method to develop, manufacture, offer for sale, sell, or commercialize any product or service competitive with the Product or GenScript’ s products or services. All intellectual property rights and all rights not expressly granted herein are reserved by GenScript. No rights are granted by implication, estoppel, or otherwise.

For laboratory research use only. Direct human use, including taking orally and injection and clinical use are forbidden.

Manufacturer: Nanjing GenScript Biotech Co., Ltd. No. 28Yongxi Road, Jiangning District, Nanjing, Jiangsu, China