

Rev05  
Update: Jun,14,2023

## DATASHEET

# Anti-Dupilumab Antibody (2D5), mAb, Mouse

Cat. No.: A02097

## Overview

<b>Specificity</b>	The product is specific for Dupilumab
<b>Host Species</b>	Mouse
<b>Immunogen</b>	Dupilumab
<b>Conjugate</b>	Unconjugated

## Applications

Working concentrations for specific applications should be determined by the investigators. The appropriate concentrations may be affected by secondary antibody affinity, antigen concentration, the sensitivity of the method of detection, temperature, the length of the incubations, and other factors. The suitability of this antibody for applications other than those listed below has not been determined. The following concentration ranges are recommended starting points for this product.

<b>Application</b>	<b>Recommended Usage</b>
ELISA	0.005-0.1 µg/ml
Competitive ELISA	1-10 µg/ml

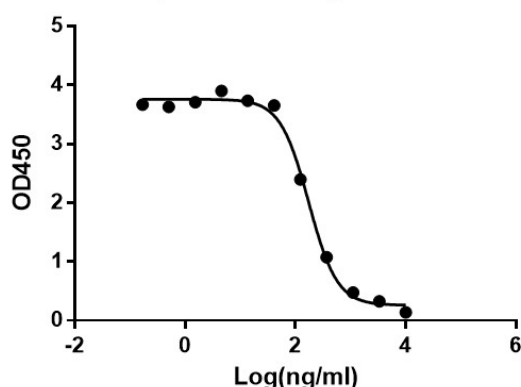
## Properties

<b>Form</b>	Lyophilized
<b>Storage Buffer</b>	This product is lyophilized with PBS, pH 7.2, containing 0.02% sodium azide.
<b>Reconstitution</b>	Reconstitute the lyophilized powder with deionized water (or equivalent) to a final concentration of 0.5 mg/ml.
<b>Storage Instructions</b>	The lyophilized product remains stable up to 1 year at -20 °C from date of receipt. Upon reconstitution, it can be stored for 2-3 weeks at 2-8 °C or for up to 12 months at -20 °C or below. Avoid repeated freezing and thawing cycles.
<b>Purification</b>	Protein A affinity column
<b>Isotype</b>	Mouse IgG1, $\kappa$

<b>Clonality</b>	Monoclonal
<b>Clone ID</b>	2D5
<b>Note</b>	GenScript can customize this product per customer's request including product size, buffer components, etc.

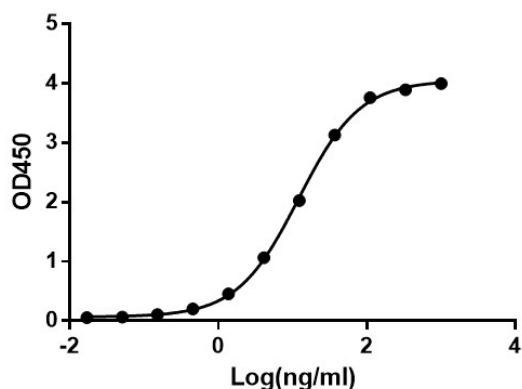
## Examples

**Anti-Dupilumab Antibody (2D5) blocks Dupilumab binding with Human IL-4R**



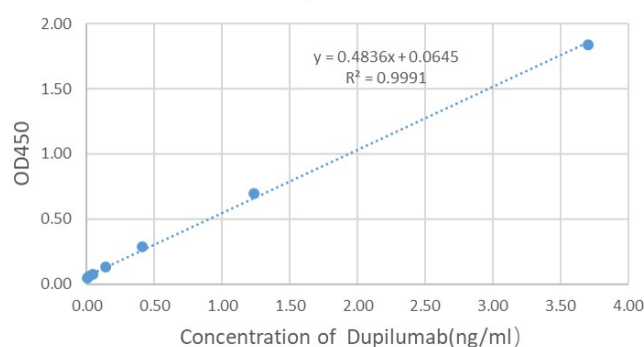
Anti-Dupilumab Antibody (2D5) (GenScript, A02097-40) blocks Dupilumab binding with Human IL-4Rα recombinant protein. Coating antigen: IL-4Rα 0.5 µg/ml. Dupilumab final concentration: 100 ng/ml. Anti-Dupilumab antibody dilutions start from 10 µg/ml. IC<sub>50</sub>= 0.174 µg/ml.

**Anti-Dupilumab Antibody (2D5) binds with Dupilumab**



ELISA binding of Anti-Dupilumab Antibody (2D5), mAb, Mouse (GenScript, A02097-40) with Dupilumab. While the antibody does not recognize the human IgG (data not shown). Coating antigen: Dupilumab, 1 µg/ml. Anti-Dupilumab Antibody (2D5), mAb, Mouse (GenScript, A02097-40) dilution start from 1,000 ng/ml. EC<sub>50</sub>= 12.08 ng/ml.

**Standard curve of Dupilumab Sandwich ELISA**



Standard curve of Dupilumab Sandwich ELISA. The Dupilumab Sandwich ELISA assay is developed by using Anti-Dupilumab Antibody (6C9), mAb, Mouse (GenScript, A02098-40) and Anti-Dupilumab Antibody (2D5), mAb, Mouse (GenScript, A02097-40) as the capture and detection antibodies, respectively. In this ELISA assay, Anti-Dupilumab Antibody (2D5), mAb, Mouse (GenScript, A02097-40) was labeled with Biotin. GenScript can provide customized conjugation services for this product per the customer's request. The sensitivity of detecting Dupilumab is up to 0.08 ng/ml.

## Background

**Target Background :** Dupilumab with trade name Dupixent, is an FDA-approved drug for the treatment of patients aged 6 years and older with moderate-to-severe atopic dermatitis. It is a human monoclonal antibody. Dupilumab binds to the interleukin-4 receptor alpha (IL-4R $\alpha$ ) subunit shared by the interleukin (IL)-4 and IL-13 receptor complexes, thereby inhibiting IL-4 and IL-13 signaling. Anti-Dupilumab Antibody (2D5), mAb, Mouse is produced from a hybridoma resulting from the fusion of partner and B-lymphocytes obtained from a mouse immunized with Dupilumab.

**Synonyms :** Mouse monoclonal to Dupilumab/Dupixent

**For laboratory research use only. Direct human use, including taking orally and injection and clinical use are forbidden.**

生产商：南京金斯瑞生物科技有限公司 江苏省南京市江宁区科学园雍熙路28号

Manufacturer: Nanjing GenScript Biotech Co., Ltd. No. 28Yongxi Road, Jiangning District, Nanjing, Jiangsu, China