

SARS-CoV-2 Nucleocapsid Antibody (3H11), mAb, Mouse

Cat. No.: A02047

Overview

Specificity	The product is specific for SARS-CoV-2 Nucleocapsid protein.
Host Species	Mouse
Immunogen	Recombinant SARS-CoV-2 N protein
Conjugate	Unconjugated

Applications

Working concentrations for specific applications should be determined by the investigators. The appropriate concentrations may be affected by secondary antibody affinity, antigen concentration, the sensitivity of the method of detection, temperature, the length of the incubations, and other factors. The suitability of this antibody for applications other than those listed below has not been determined. The following concentration ranges are recommended starting points for this product.

Application	Recommended Usage
ELISA	0.01-0.1 µg/ml
Western Blot	1 µg/ml

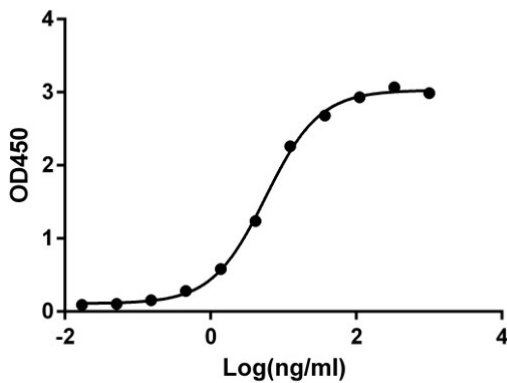
Properties

Form	Liquid
Storage Buffer	Supplied in PBS, pH 7.4, containing 0.02% sodium azide.
Concentration	1 mg/ml
Storage Instructions	Store at -20°C. This product is stable for 1 year upon receipt, when handled and stored as instructed. Avoid repeated freezing and thawing cycles.
Purification	Protein A affinity column
Isotype	Mouse IgG1, κ

Clonality	Monoclonal
Clone ID	3H11
Note	GenScript can customize this product per customer's request including product size, buffer components, etc.

Examples

A02047 (3H11) binds with SARS-CoV-2 N Protein



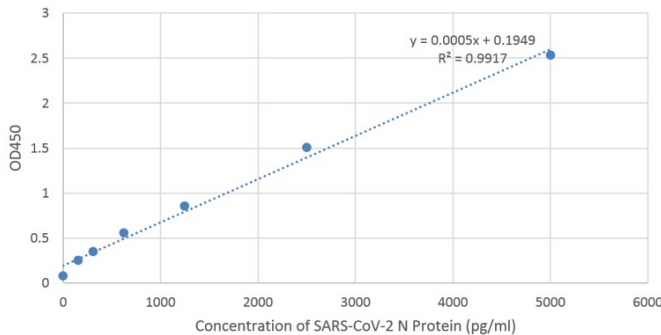
ELISA binding of SARS-CoV-2 Nucleocapsid Antibody (3H11), mAb, Mouse (GenScript, A02047) with recombinant SARS-CoV-2 N Protein.

Coating antigen: recombinant SARS-CoV-2 N Protein.

SARS-CoV-2 Nucleocapsid Antibody (3H11), mAb, Mouse (GenScript, A02047) dilution start from 1 µg/ml.

EC50= 5.69 ng/ml.

Standard Curve of SARS-CoV-2 N Protein Sandwich ELISA

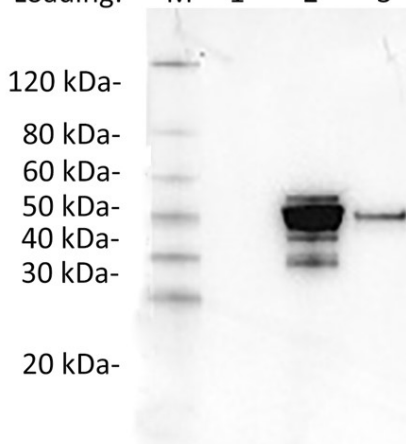


Standard curve of SARS-CoV-2 N Protein Sandwich ELISA. The SARS-CoV-2 N Protein Sandwich ELISA assay is developed by using SARS-CoV-2 Nucleocapsid Antibody (3H11), mAb, Mouse (GenScript, A02047) and SARS-CoV-2 Nucleocapsid Antibody (4H2), mAb, Mouse (GenScript, A02048) as the capture and detection antibodies, respectively.

In this ELISA assay, SARS-CoV-2 Nucleocapsid Antibody (4H2), mAb, Mouse (GenScript, A02048) was labeled with Biotin.

The sensitivity of detecting SARS-CoV-2 N Protein is up to 156 pg/ml.

Loading: M 1 2 3



Western Blot analysis of SARS-CoV-2 Nucleocapsid Antibody (3H11), mAb, Mouse (GenScript, A02047) with SARS-CoV-2 N Protein.

Lane 1: Sf9 Lysate , 10 µg

Lane 2: NP-OE-Sf9 Lysate , 10 µg

Lane 3: SARS-CoV-2 N Protein , 20 ng

Primary Antibody:

SARS-CoV-2 Nucleocapsid Antibody (3H11), mAb, Mouse , 1 µg/ml

Secondary Antibody:

Anti-mouse IgG (H&L) Goat Antibody Peroxidase Conjugated

Background

Target Background : SARS-CoV-2 (Severe acute respiratory syndrome coronavirus 2), also known as 2019-nCoV, is a positive-sense single-stranded RNA virus. It caused coronavirus disease 2019 (COVID-19). Nucleocapsid Protein is a most abundant structure protein of the coronavirus which is associated with nucleic acid.

Synonyms : 2019-nCoV N Protein Antibody (3H11), SARS-CoV-2 NP Antibody

For laboratory research use only. Direct human use, including taking orally and injection and clinical use are forbidden.