

# MonoRab™ Anti-Pembrolizumab Antibody (94B9), mAb, Rabbit

Cat. No.: A02008

## Overview

|                     |  |
|---------------------|--|
| <b>Specificity</b>  | The antibody is recommended as a capture antibody in a pharmacokinetic (PK) bridging assay with detection antibody GenScript, A02007-40, MonoRab™ Anti-Pembrolizumab Antibody (47E5), mAb, Rabbit. |
| <b>Host Species</b> | Rabbit   |
| <b>Immunogen</b>    | Pembrolizumab  |
| <b>Conjugate</b>    | Unconjugated   |

## Applications

Working concentrations for specific applications should be determined by the investigators. The appropriate concentrations may be affected by secondary antibody affinity, antigen concentration, the sensitivity of the method of detection, temperature, the length of the incubations, and other factors. The suitability of this antibody for applications other than those listed below has not been determined. The following concentration ranges are recommended starting points for this product.

| <b>Application</b> | <b>Recommended Usage</b> |
|--------------------|--------------------------|
| ELISA              | 0.01-0.1 µg/ml           |
| Competitive ELISA  | 10-50 µg/ml              |

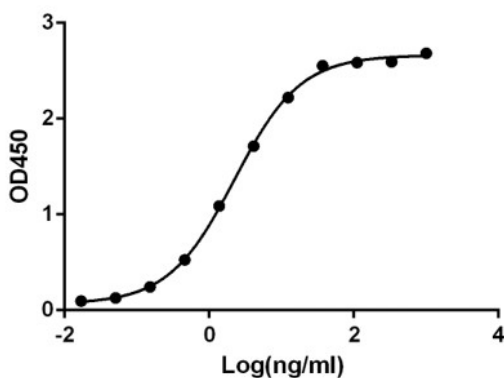
## Properties

|                       |   |
|-----------------------|---|
| <b>Form</b>           | Lyophilized   |
| <b>Storage Buffer</b> | Lyophilized with PBS, pH 7.4, containing 0.02% sodium azide.  |
| <b>Reconstitution</b> | Reconstitute the lyophilized powder with deionized water (or equivalent) to a final concentration of 0.5 mg/ml. |

|                             |  |
|-----------------------------|--|
| <b>Storage Instructions</b> | The lyophilized product remains stable up to 1 year at -20 °C from date of receipt. Upon reconstitution, it can be stored for 2-3 weeks at 2-8 °C or for up to 12 months at -20 °C or below. Avoid repeated freezing and thawing cycles. |
| <b>Purification</b>         | Protein A affinity column  |
| <b>Isotype</b>              | Rabbit IgG   |
| <b>Clonality</b>            | Monoclonal   |
| <b>Clone ID</b>             | 94B9   |
| <b>Note</b>                 | GenScript can customize this product per customer's request including product size, buffer components, etc.  |

## Examples

**MonoRab™ Anti-Pembrolizumab Antibody (94B9) binds with Pembrolizumab**



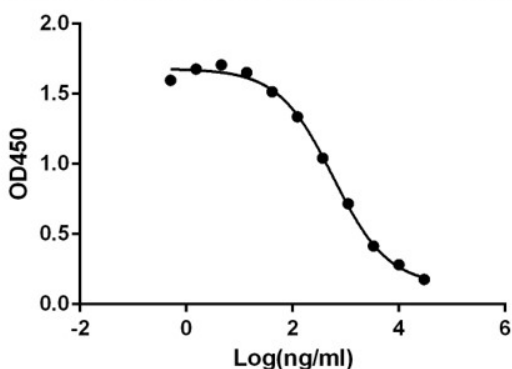
ELISA binding of MonoRab™ Anti-Pembrolizumab Antibody (94B9) (GenScript, A02008-40) with Pembrolizumab. While the antibody does not recognize the human IgG Fc fragment (data not shown).

Coating antigen: Pembrolizumab, 1 µg/ml.

MonoRab™ Anti-Pembrolizumab Antibody (94B9) (GenScript, A02008-40) dilutions start from 1,000 ng/ml.

EC<sub>50</sub>= 2.234 ng/ml.

**MonoRab™ Anti-Pembrolizumab Antibody (94B9) blocks Pembrolizumab binding with Human PD-1**



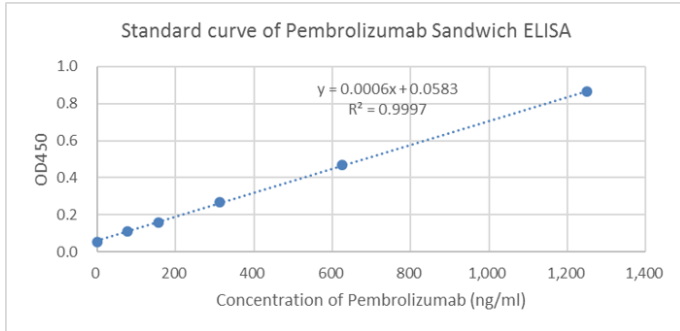
MonoRab™ Anti-Pembrolizumab Antibody (94B9), mAb, Rabbit (GenScript, A02008-40) blocks Pembrolizumab binding with Human PD-1 protein (Z03370, PD 1-Fc Chimera, Human).

Coating antigen: PD-1 protein, 0.5 µg/ml

Pembrolizumab-biotin final concentration: 20 ng/ml

MonoRab™ Anti-Pembrolizumab Antibody (94B9), mAb, Rabbit (GenScript, A02008-40) dilutions start from 30 µg/ml

IC<sub>50</sub>= 580 ng/ml



Standard curve of Pembrolizumab Sandwich ELISA. The Pembrolizumab Sandwich ELISA assay is developed by using MonoRab™ Anti-Pembrolizumab Antibody (94B9), mAb, Rabbit (GenScript, A02008-40) and MonoRab™ Anti-Pembrolizumab Antibody (47E5) (GenScript, A02007-40) as the capture and detection antibodies, respectively.

In this ELISA assay, MonoRab™ Anti-Pembrolizumab Antibody (47E5) (GenScript, A02007-40) was labeled with Biotin.

GenScript can provide customized conjugation services for this product per the customer's request.

The sensitivity of detecting Pembrolizumab is up to 78 pg/ml.

## Background

**Target Background :** Pembrolizumab (Keytruda) is a humanized monoclonal antibody that is approved by the U.S. Food and Drug Administration for the treatment of patients with unresectable or metastatic melanoma. Pembrolizumab binds to the human cell surface receptor PD-1 (Programmed Cell Death Protein 1) and blocks its interaction with PD-L1, resulting in the activation of T-cell-mediated immune responses against tumor cells.

**Synonyms :** Rabbit monoclonal to Keytruda

**For laboratory research use only. Direct human use, including taking orally and injection and clinical use are forbidden.**

生产商：南京金斯瑞生物科技有限公司 江苏省南京市江宁区科学园雍熙路28号

Manufacturer: Nanjing GenScript Biotech Co., Ltd. No. 28Yongxi Road, Jiangning District, Nanjing, Jiangsu, China