

Rev05
Update: Jun,14,2023

DATASHEET

Anti-Daratumumab Antibody (6A3), mAb, Mouse

Cat. No.: A01997

Overview

Specificity	The product is specific for Daratumumab. The antibody is recommended as a detection antibody in a pharmacokinetic (PK) bridging assay with capture antibody Anti-Daratumumab Antibody (11F2), mAb, Mouse (GenScript, A01996).
Host Species	Mouse
Immunogen	Daratumumab
Conjugate	Unconjugated

Applications

Working concentrations for specific applications should be determined by the investigators. The appropriate concentrations may be affected by secondary antibody affinity, antigen concentration, the sensitivity of the method of detection, temperature, the length of the incubations, and other factors. The suitability of this antibody for applications other than those listed below has not been determined. The following concentration ranges are recommended starting points for this product.

Application	Recommended Usage
ELISA	0.01-0.1 µg/ml
Competitive ELISA	10-50 µg/ml

Properties

Form	Lyophilized
Storage Buffer	Lyophilized with PBS, pH 7.4, containing 0.02% sodium azide.
Reconstitution	Reconstitute the lyophilized powder with deionized water (or equivalent) to a final concentration of 0.5 mg/ml.
Storage Instructions	The lyophilized product remains stable up to 1 year at -20 °C from date of receipt. Upon reconstitution, it can be stored for 2-3 weeks at 2-8 °C or for up to 12 months at -20 °C or below. Avoid repeated freezing and thawing cycles.
Purification	Protein A affinity column

GenScript USA, Inc.

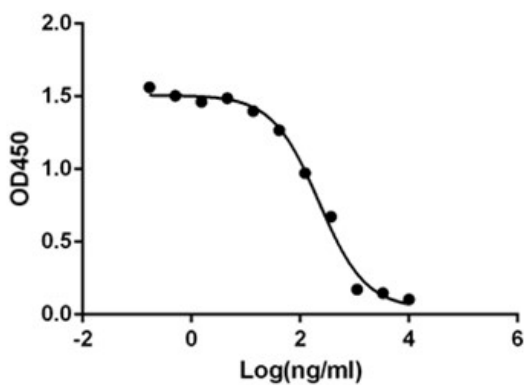
860 Centennial Ave. Piscataway, NJ 08854

Tel: 1-732-885-9188

Isotype	Mouse IgG1
Clonality	Monoclonal
Clone ID	6A3
Note	GenScript can customize this product per customer's request including product size, buffer components, etc.

Examples

Anti-Daratumumab Antibody (6A3) blocks Daratumumab binding with Human CD38



Anti-Daratumumab Antibody (6A3), mAb, Mouse (GenScript, A01997-40) blocks Daratumumab binding with Human CD38 recombinant protein.

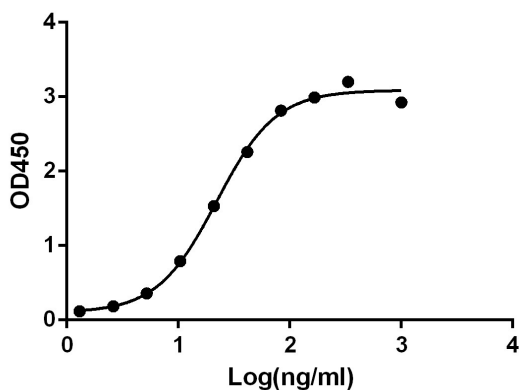
Coating antigen: CD38, 0.5 µg/ml

Daratumumab final concentration: 60 ng/ml,

Anti-Daratumumab antibody dilutions start from 30 µg/ml.

IC50= 582.1 ng/ml.

Anti-Daratumumab Antibody (6A3) binds with Daratumumab

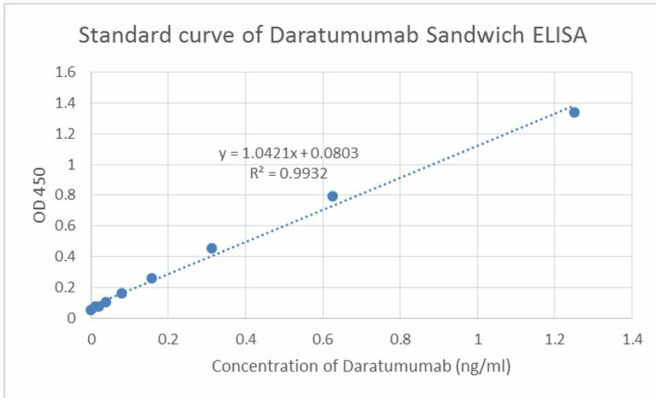


ELISA binding of Anti-Daratumumab Antibody (6A3) (GenScript, A01997-40) with Daratumumab. While the antibody does not recognize the human IgG Fc fragment (data not shown).

Coating antigen: Daratumumab, 1 µg/ml.

Anti-Daratumumab Antibody (6A3) (GenScript, A01997-40) dilutions start from 1,000 ng/ml.

EC50= 22.05 ng/ml.



Standard curve of Daratumumab Sandwich ELISA. The Daratumumab Sandwich ELISA assay is developed by using Anti-Daratumumab Antibody (11F2), mAb, Mouse (GenScript, A01996) and Anti-Daratumumab Antibody (6A3) (Genscript, A01997-40) as the capture and detection antibodies, respectively.

In this ELISA assay, Anti-Daratumumab Antibody (6A3) (GenScript, A01997-40) was labeled with Biotin. The sensitivity of detecting Daratumumab is up to 0.039 ng/ml.

GenScript can provide customized conjugation services for this product per the customer's request.

Background

Target Background : Daratumumab (Darzalex) is a human monoclonal antibody that is approved by the U.S. Food and Drug Administration for the treatment of multiple myeloma. Daratumumab binds to CD38 on multiple myeloma cells and induces cells to apoptose via antibody-dependent cellular cytotoxicity or complement-dependent cytotoxicity. GenScript Anti-Daratumumab Antibody (6A3), mAb, Mouse is produced from a hybridoma resulting from the fusion of partner and B-lymphocytes obtained from a mouse immunized with Daratumumab.

Synonyms : Mouse monoclonal antibody to Darzalex

For laboratory research use only. Direct human use, including taking orally and injection and clinical use are forbidden.

生产商：南京金斯瑞生物科技有限公司 江苏省南京市江宁区科学园雍熙路28号

Manufacturer: Nanjing GenScript Biotech Co., Ltd. No. 28Yongxi Road, Jiangning District, Nanjing, Jiangsu, China