

Rev06
Update: Jan,07,2025

DATASHEET

Anti-Tocilizumab Antibody (6C10), mAb, Mouse

Cat. No.: A01979

Overview

Specificity	The product is specific for Tocilizumab. The antibody is recommended as a detection antibody in a pharmacokinetic (PK) bridging assay with capture antibody GenScript, A01978-40, Anti-Tocilizumab Antibody (14B10), mAb, Mouse.
Host Species	Mouse
Immunogen	Tocilizumab
Conjugate	Unconjugated

Applications

Working concentrations for specific applications should be determined by the investigators. The appropriate concentrations may be affected by secondary antibody affinity, antigen concentration, the sensitivity of the method of detection, temperature, the length of the incubations, and other factors. The suitability of this antibody for applications other than those listed below has not been determined. The following concentration ranges are recommended starting points for this product.

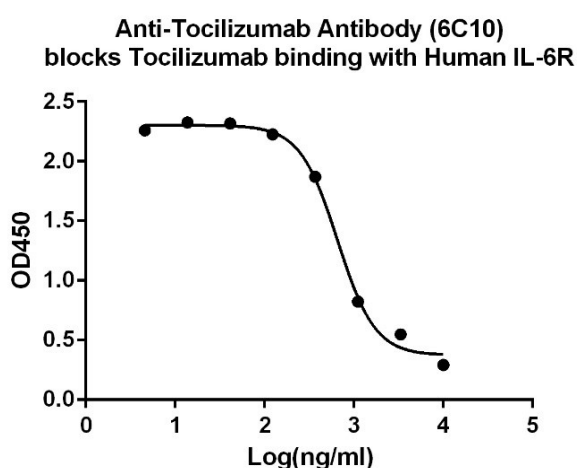
Application	Recommended Usage
ELISA	0.01-0.1 µg/ml
Competitive ELISA	1-30 µg/ml

Properties

Form	Lyophilized
Storage Buffer	Lyophilized with PBS, pH 7.4, containing 0.02% sodium azide.
Reconstitution	Reconstitute the lyophilized powder with deionized water (or equivalent) to a final concentration of 0.5 mg/ml.
Storage Instructions	The lyophilized product remains stable up to 1 year at -20 °C from date of receipt. Upon reconstitution, it can be stored for 2-3 weeks at 2-8 °C or for up to 12 months at -20 °C or below. Avoid freeze/thaw cycles.
Purification	Protein A affinity column

Isotype	Mouse IgG2b
Clonality	Monoclonal
Clone ID	6C10
Note	GenScript can customize this product per customer's request including product size, buffer components, etc.

Examples



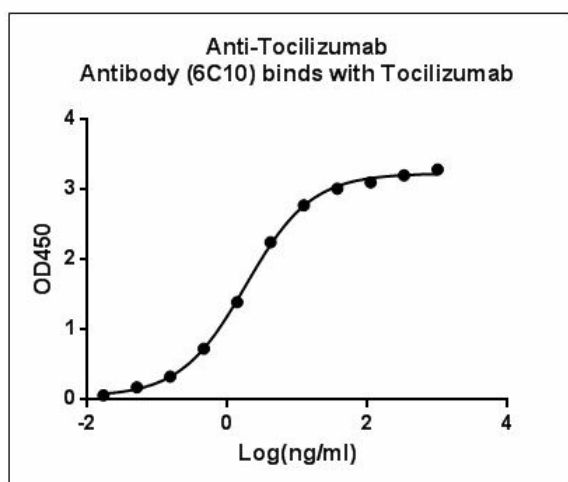
Anti-Tocilizumab Antibody (6C10) (GenScript, A01979-40) blocks Tocilizumab binding with Human IL-6R (Z03136, IL-6R, Human).

Coating antigen: IL-6R, 0.5 µg/ml

Tocilizumab-biotin final concentration: 0.5 µg/ml

Anti-Tocilizumab Antibody (6C10) (GenScript, A01979-40) dilutions start from 10 µg/ml

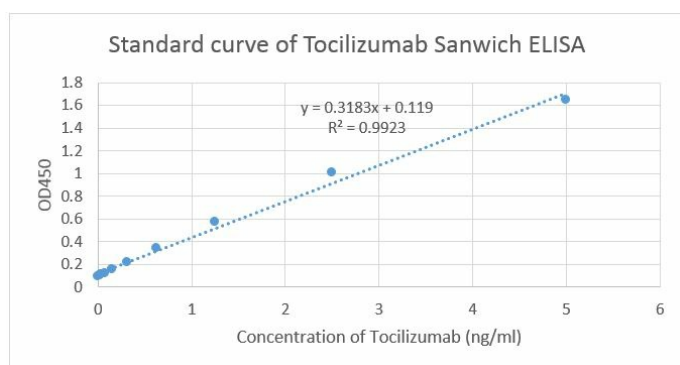
IC₅₀= 0.656 µg/ml



ELISA binding of Anti-Tocilizumab Antibody (6C10) (GenScript, A01979-40) with Tocilizumab. While the antibody does not recognize the human IgG (data not shown). Coating antigen: Tocilizumab, 1 µg/ml.

Anti-Tocilizumab Antibody (6C10) (GenScript, A01979-40) dilutions start from 1,000 ng/ml.

EC₅₀= 1.837 ng/ml.



Standard curve of Tocilizumab Sandwich ELISA. The Tocilizumab Sandwich ELISA assay is developed by using Anti-Tocilizumab Antibody (14B10), mAb, Mouse (GenScript, A01978-40) and Anti-Tocilizumab Antibody (6C10), mAb, Mouse (GenScript, A01979-40) as the capture and detection antibodies, respectively

In this ELISA assay, Anti-Tocilizumab Antibody (6C10), mAb, Mouse (GenScript, A01979-40) was labeled with Biotin.

GenScript can provide customized conjugation services for this

product per customer's request.
The sensitivity is less than 100 pg/ml.

Background

Target Background : Tocilizumab also known as atlizumab, is a humanized monoclonal antibody that is approved by the U.S. Food and Drug Administration. It has a high affinity to IL-6R and blocks the IL-6 signaling by preventing the formation of the IL-6/IL-6R complex. Tocilizumab is used for the treatment of rheumatoid arthritis (RA) and systemic juvenile idiopathic arthritis, a severe form of arthritis in children. Anti-Tocilizumab Antibody (6C10), mAb, Mouse is produced from a hybridoma resulting from the fusion of partner and B-lymphocytes obtained from a mouse immunized with Tocilizumab.

Synonyms : Mouse monoclonal to Actemra / RoActemra

For laboratory research use only. Direct human use, including taking orally and injection and clinical use are forbidden.

Manufacturer: Nanjing GenScript Biotech Co., Ltd. No. 28Yongxi Road, Jiangning District, Nanjing, Jiangsu, China