Rev08
Update: Aug,31,2026

DATASHEET

MonoRab™ Anti-Bevacizumab Antibody (46E3), mAb, Rabbit

Cat. No.: A01962

Overview

Specificity	The product is specific for Bevacizumab. This antibody blocks Bevacizumab binding with VEGF165 (Z02689, VEGF165, Human). The antibody is recommended as a detection antibody in a pharmacokinetic (PK) bridging assay with capture antibody GenScript, A01895-40, MonoRab Anti-Bevacizumab Antibody (30E1), mAb, Rabbit.
Host Species	Rabbit
Immunogen	Bevacizumab
Conjugate	Unconjugated

Applications

Working concentrations for specific applications should be determined by the investigators. The appropriate concentration may be affected by secondary antibody affinity, antigen concentration, the sensitivity of the method of detection, temperature, the length of the incubations, and other factors. The suitability of this antibody for applications other than those listed below has not been determined. The following concentration ranges are recommended starting points for this product.

Application	Recommended Usage
ELISA	0.01-0.05 µg/ml

Properties

Form	Lyophilized
Storage Buffer	lyophilized with PBS, pH 7.4, containing 0.02% sodium azide.
Reconstitution	Reconstitute the lyophilized powder with deionized water (or equivalent) to an final concentration of 0.5 mg/mL.
Storage Instructions	The lyophilized product remains stable for 1 year at -20°C from the date of receipt. Upon reconstitution, it can be stored for 2-3 weeks at 2-8°C or for 12 months at -20°C or below. Avoid freeze/thaw cycles.
Purification	Protein A affinity column

Isotype	Rabbit IgG
Clonality	Monoclonal
Clone ID	46E3
Note	GenScript can customize this product per customer's request including product size, buffer components, etc.

Examples

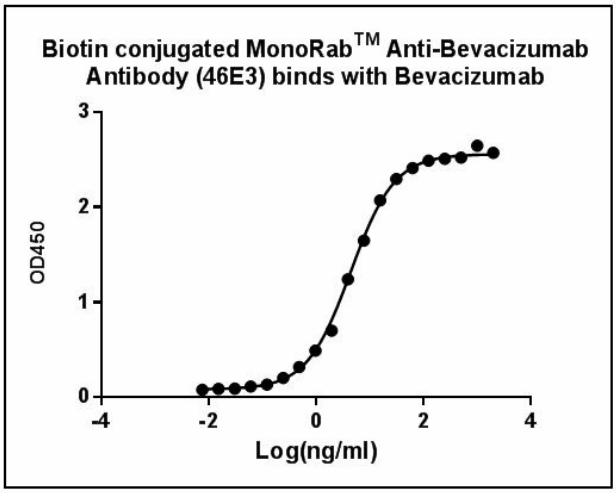

ELISA binding of MonoRab™ Anti-Bevacizumab Antibody (46E3) (GenScript, A01962-40) with Bevacizumab. While the antibody does not recognize the human IgG Fc fragment (data not shown).
In this ELISA assay, MonoRab™ Anti-Bevacizumab Antibody (46E3) (GenScript, A01962-40) was labeled with Biotin.
Coating antigen: Bevacizumab, 1 μg/ml.
MonoRab™ Anti-Bevacizumab Antibody (46E3) (GenScript, A01962-40) dilution start from 2,000 ng/ml.
EC_{50}= 4.421 ng/ml.

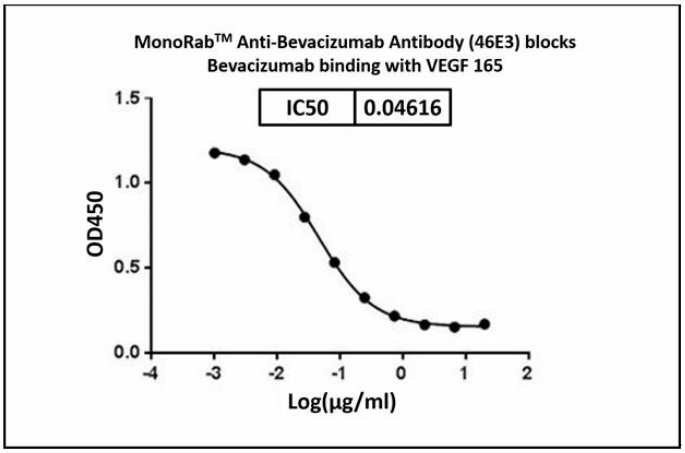

MonoRab™ Anti-Bevacizumab Antibody (46E3) (GenScript, A01962-40) blocking with Vascular Endothelial Growth Factor 165 (VEGF 165). In this ELISA assay, MonoRab™ Anti-Bevacizumab Antibody (46E3) (GenScript, A01962-40) was labeled with Biotin.
Coating antigen: Bevacizumab, 0.3 μg/ml.
MonoRab™ Anti-Bevacizumab Antibody (46E3) (GenScript, A01962-40) final concentration: 8 ng/ml.
VEGF 165 dilution start from 20 μg/ml.

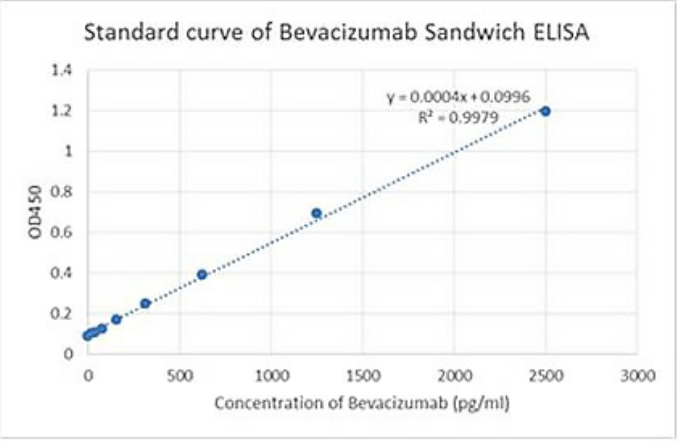

Standard curve of Bevacizumab Sandwich ELISA. The Bevacizumab Sandwich ELISA assay is developed by using MonoRab™ Anti- Bevacizumab Antibody (30E1), mAb, Rabbit (GenScript, A01895-40) and MonoRab™ Anti-Bevacizumab Antibody (46E3) (Genscript, A01962-40) as the capture and detection antibodies, respectively.
In this ELISA assay, MonoRab™ Anti-Bevacizumab Antibody (46E3) (GenScript, A01962-40) was labeled with Biotin.
The sensitivity of detecting Bevacizumab is up to 20 pg/ml.

Background

Target Background : Bevacizumab (Avastin) is a humanized monoclonal antibody that is approved by the U.S. Food and Drug Administration for the treatment of patients with colon cancer, lung cancer, glioblastoma, renal-cell carcinoma, and age-related macular degeneration. Bevacizumab is an angiogenesis inhibitorthat blocks angiogenesis by inhibiting vascular endothelial growth factor A (VEGF-A).

Synonyms : Rabbit monoclonal to Avastin

Limited Use License and Use Restrictions

Limited Use License and Use Restrictions	This Product is provided under a limited, non-exclusive, non-transferable, and non-sublicensable end-user license strictly limited to the permitted uses set forth in GenScript’ s official documentation, quotations, or written agreements. Any use beyond such scope requires GenScript’ s prior written authorization or license. Except as expressly authorized in writing by GenScript, Customer shall not, and shall not permit, procure, enable, or assist any third party to: (a) commercialize or otherwise exploit the Product, including by reselling, distributing, transferring, sublicensing, or otherwise making the Product (including any product incorporating the Product) available to any third party; (b) copy, reproduce, clone, reverse clone, sequence, analyze, characterize, deconstruct, reconstruct, reverse engineer, or otherwise attempt to discover the composition, sequence, structure, binding characteristics, epitope recognition characteristics, or other proprietary features of the Product; (c) modify, derivatize, humanize, optimize, mutate, design around, or generate any variants, derivatives, fragments, substitutes, or functional equivalents of the Product; or (d) use the Product, any information derived therefrom, or any computational, AI-enabled, or sequence-based design method to develop, manufacture, offer for sale, sell, or commercialize any product or service competitive with the Product or GenScript’ s products or services. All intellectual property rights and all rights not expressly granted herein are reserved by GenScript. No rights are granted by implication, estoppel, or otherwise.

For laboratory research use only. Direct human use, including taking orally and injection and clinical use are forbidden.

Manufacturer: Nanjing GenScript Biotech Co., Ltd. No. 28Yongxi Road, Jiangning District, Nanjing, Jiangsu, China