

MonoRab™ DYKDDDDK Tag Antibody, mAb, Rabbit

Cat. No.: A01868

Overview

Specificity	GenScript MonoRab™ DYKDDDDK Tag Antibody, mAb, Rabbit specifically recognizes DYKDDDDK tags placed at C-terminal, N-terminal and internal regions of DYKDDDDK fusion proteins.
Host Species	Rabbit
Immunogen	DYKDDDDK synthetic peptide coupled to KLH
Conjugate	Unconjugated

Applications

Working concentrations for specific applications should be determined by the investigator. The appropriate concentration may be affected by secondary antibody affinity, antigen concentration, the sensitivity of the method of detection, temperature, the length of the incubations, and other factors. The suitability of this antibody for applications other than those listed below has not been determined. The following concentration ranges are recommended starting points for this product.

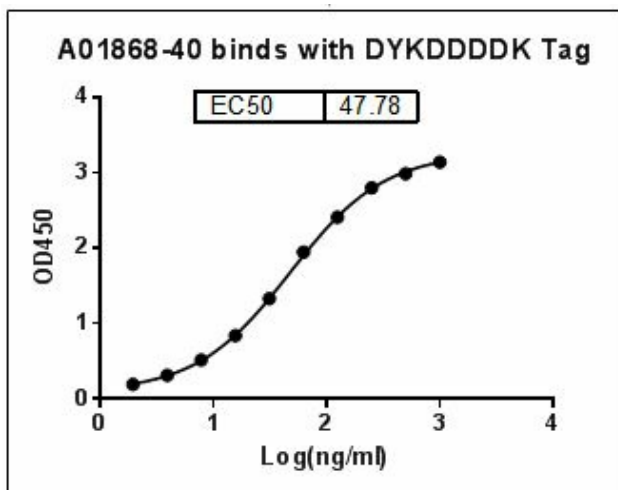
Application	Recommended Usage
ELISA	0.05-0.2 µg/ml
Western Blot	0.2-1 µg/ml
Immunoprecipitation (IP)	0.2-1 µg/ml

Properties

Form	Lyophilized
Storage Buffer	lyophilized with PBS, pH 7.4, containing 0.02% sodium azide.
Reconstitution	Reconstitute the lyophilized powder with deionized water (or equivalent) to an final concentration of 0.5 mg/mL.

Storage Instructions	The lyophilized product remains stable up to 1 year at -20 °C from date of receipt. Upon reconstitution, it can be stored for 2-3 weeks at 2-8 °C or for up to 12 months at -20 °C or below. Avoid repeated freezing and thawing cycles.
Purification	Protein A affinity column
Isotype	Rabbit IgG
Clonality	Monoclonal
Clone ID	114F12C8
Note	GenScript can customize this product per customer's request including product size, buffer components, etc.

Examples

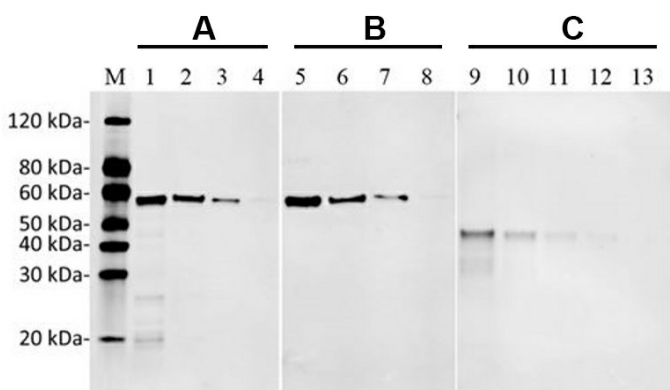


MonoRab™ DYKDDDDK Tag Antibody, mAb, Rabbit (GenScript, A01868-40) binds with DYKDDDDK Tag.

Coating antigen: DYKDDDDK-tagged fusion protein, 1 µg/ml.

MonoRab™ DYKDDDDK Tag Antibody, mAb, Rabbit (GenScript, A01868-40) dilution start from 1,000 ng/ml.

EC50= 47.78 ng/ml.



Sensitivity and specificity of MonoRab™ DYKDDDDK Tag Antibody, mAb, Rabbit (A01868-40) to DYKDDDDK-tag Fusion Protein by Western blot

Loading:

A: N-terminal DYKDDDDK-tagged fusion protein (25 ng, 10 ng, 5 ng)

B: C-terminal DYKDDDDK-tagged fusion protein (25 ng, 10 ng, 5 ng)

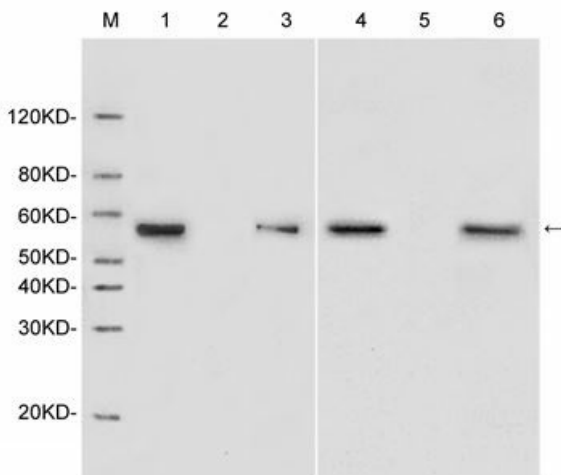
C: Internal positions DYKDDDDK-tagged fusion protein (50ng, 25 ng, 10 ng, 5 ng)

Primary Antibody:

MonoRab™ DYKDDDDK Tag Antibody, mAb, Rabbit (A01868-40) 0.2 µg/ml

Secondary Antibody:

Goat anti-Rabbit IgG (H&L) [IRDye⁸⁰⁰] (Licor,926-32211) 0.125 µg/ml



Western blot analysis of immunoprecipitation from cell lysates containing DYKDDDDK fusion protein by using MonoRab™ DYKDDDDK Tag Antibody, mAb, Rabbit (A01868-40).

Loading:

Lane 1: MonoRab™ DYKDDDDK antibody (4 µg) + HeLa cell lysate containing N-terminal DYKDDDDK tagged fusion protein

Lane 2: Rabbit IgG (4 µg) + HeLa cell lysate containing N-terminal DYKDDDDK tagged fusion protein

Lane 3: N-terminal DYKDDDDK tagged fusion protein (Input)

Lane 4: MonoRab™ DYKDDDDK antibody (4 µg) + HeLa cell lysate containing C-terminal DYKDDDDK tagged fusion protein

Lane 5: Rabbit IgG (4 µg) + HeLa cell lysate containing C-terminal DYKDDDDK tagged fusion protein

Lane 6: C-terminal DYKDDDDK tagged fusion protein (Input)

Primary Antibody:

MonoRab™ DYKDDDDK Tag Antibody, mAb, Rabbit (A01868-40) 0.2 µg/ml

Secondary Antibody:

Goat anti-Rabbit IgG (H&L) [IRDye800] (Licor, 926-32211) 0.125 µg/ml

Background

Target Background : The rabbit immune system generates antibody diversity and optimizes affinity. GenScript utilizes MonoRab™ technology to generate the high affinity and specificity monoclonal rabbit antibodies. GenScript MonoRab™ DYKDDDDK Tag Antibody, mAb, Rabbit specific to DYKDDDDK tags placed at C-terminal, N-terminal and internal regions of fusion proteins. The antibody can greatly improve the effectiveness of several different kinds of immunoassays, helping researchers identify, detect, and purify DYKDDDDK fusion proteins in bacteria and mammalian cells.

Synonyms : Rabbit monoclonal to Flag

For laboratory research use only. Direct human use, including taking orally and injection and clinical use are forbidden.