

Rev04
Update: Oct,19,2022**DATASHEET**

Mouse CTLA-4 Antibody (MCT.F6), mAb, Mouse

Cat. No.: A01842

Overview

Specificity	The product is specific for mouse CTLA-4 (UniProt Accession: P09793).
Host Species	Mouse
Immunogen	Recombinant mouse CTLA-4-Fc
Conjugate	Unconjugated

Applications

Working concentrations for specific applications should be determined by the investigators. The appropriate concentrations may be affected by secondary antibody affinity, antigen concentration, the sensitivity of the method of detection, temperature, the length of the incubations, and other factors. The suitability of this antibody for applications other than those listed below has not been determined. The following concentration ranges are recommended starting points for this product.

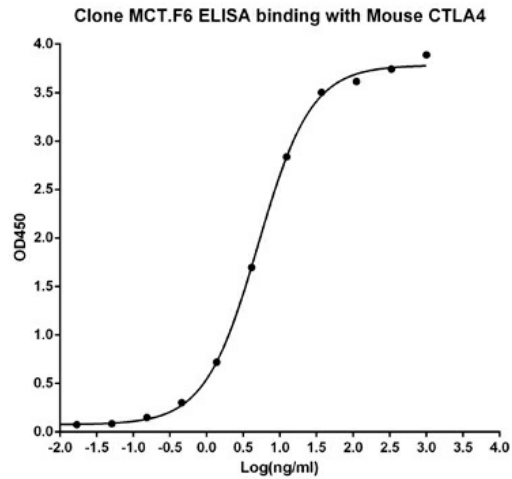
Application	Recommended Usage
ELISA	0.01-0.1 µg/ml
Competitive ELISA	10-50 µg/ml

Properties

Form	Lyophilized
Storage Buffer	lyophilized with PBS, pH 7.4, containing 0.02% sodium azide.
Reconstitution	Reconstitute the lyophilized powder with deionized water (or equivalent) to an final concentration of 0.5 mg/mL.
Storage Instructions	The lyophilized product remains stable up to 1 year at -20 °C from date of receipt. Upon reconstitution, it can be stored for 2-3 weeks at 2-8 °C or for up to 12 months at -20 °C or below. Avoid repeated freezing and thawing cycles.
Purification	Protein A affinity column
Isotype	Mouse IgG1, κ

Clonality	Monoclonal
Clone ID	MCT.F6
Note	GenScript can customize this product per customer's request including product size, buffer components, etc.

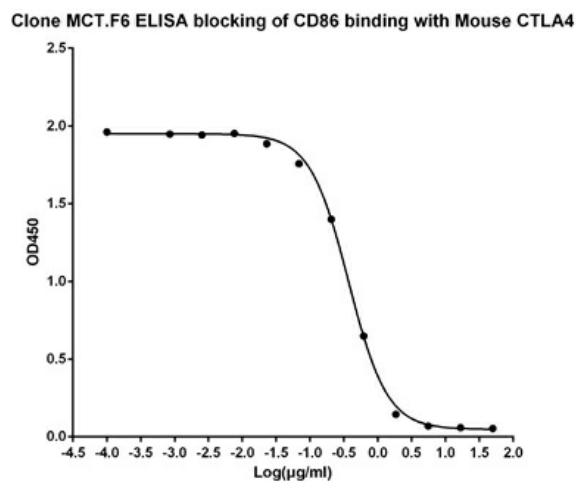
Examples



ELISA binding of **mouse CTLA4 antibody MCT.F6** (GenScript, A01842) with mouse CTLA4 recombinant protein.

Coating antigen: CTLA4-Fc, 1 $\mu\text{g/ml}$.

CTLA4 antibody dilution start from 1000 ng/ml, EC50 is 5.034 ng/ml



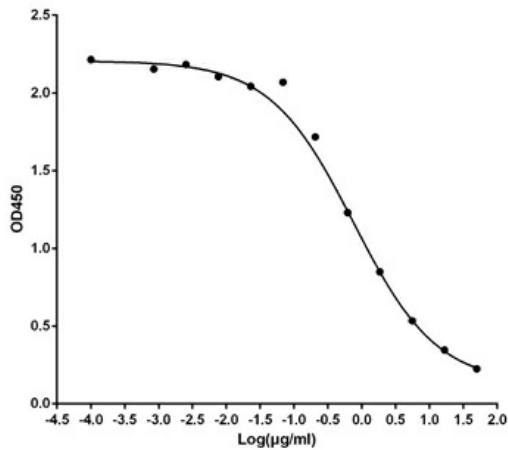
ELISA blocking of **mouse CTLA4 antibody MCT.F6** (GenScript, A01842) against mouse CD86 recombinant protein binding with Mouse CTLA4 recombinant protein.

Coating antigen: CD86, 0.5 $\mu\text{g/ml}$.

Mouse CTLA4 final concentration: 2 $\mu\text{g/ml}$

CTLA4 antibody dilution start from 50 $\mu\text{g/ml}$, IC50=0.3705 $\mu\text{g/ml}$

Clone MCT.F6 ELISA blocking of CD80 binding with Mouse CTLA4



ELISA blocking of **mouse CTLA4 antibody MCT.F6** (GenScript, A01842) against mouse CD80 recombinant protein binding with Mouse CTLA4 recombinant protein.

Coating antigen: CD80, 0.5 µg/ml.

Mouse CTLA4 final concentration: 0.5 µg/ml

CTLA4 antibody dilution start from 50 µg/ml, IC50= 0.7542 µg/ml

Background

Target Background : Cytotoxic T-lymphocyte-associated protein 4 (CTLA4), also known as CD152, is one of the first well studied immune checkpoint molecules. CTLA4 is expressed on T cells and its expression level can be up-regulated after T cell activation. CTLA4 has two ligands CD80 (B7-1) and CD86 (B7-2). CTLA4 can compete with CD28 binding with these two ligands and transmits an inhibitory signal to T cells. Therapeutic antibodies against CTLA4 can help to stimulate T cells which can then target many cancer cells. Mouse CTLA-4 antibodies with has blocking effect against CD80/CD86 binding with CTLA4 can serve as a great surrogate antibody in mouse model. GenScript Mouse CTLA-4 Antibody (MCT.F6), mAb, Mouse is produced from the hybridoma resulting from fusion of SP2/0 myeloma and B-lymphocytes obtained from mouse immunized with recombinant mouse CTLA4-Fc

Synonyms : Mouse monoclonal to cytotoxic T-lymphocyte associated protein 4/CD/ GSE/ GRD4/ ALPS5/ CD152/ CTLA-4/ IDDM12/ CELIAC3

For laboratory research use only. Direct human use, including taking orally and injection and clinical use are forbidden.