

Rev05
Update: Nov,03,2023

DATASHEET

THE™ c-Myc Tag Antibody, mAb, Mouse

Cat. No.: A00704

Overview

Specificity	THE™ c-Myc Tag Antibody, mAb, Mouse recognizes C-terminal, N-terminal, and internal c-Myc tagged fusion proteins expressed in prokaryotic or eukaryotic cells. It also recognizes c-Myc protein in human cancers or cell lines such as Hela cell lysates.
Host Species	Mouse
Immunogen	A synthetic peptide EQKLISEEDL coupled to KLH
Conjugate	Unconjugated

Applications

Working concentrations for specific applications should be determined by the investigator. The appropriate concentrations may be affected by secondary antibody affinity, antigen concentration, the sensitivity of the method of detection, temperature, the length of the incubations, and other factors. The suitability of this antibody for applications other than those listed below has not been determined. The following concentration ranges are recommended starting points for this product.

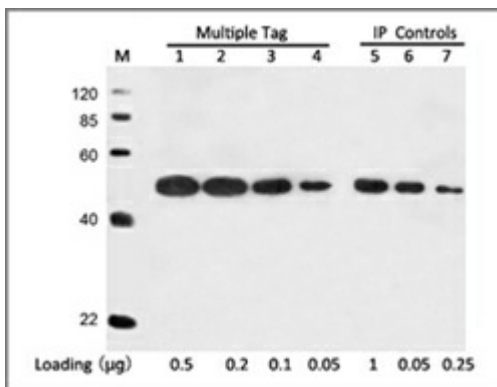
Application	Recommended Usage
ELISA	0.05-0.2 µg/ml
Western Blot	0.05-0.5 µg/ml
Western Blot	1:100-1:1,000
Immunoprecipitation (IP)	1 µg/ml
Immunocytochemistry/Immunofluorescence (ICC/IF)	1 µg/ml

Properties

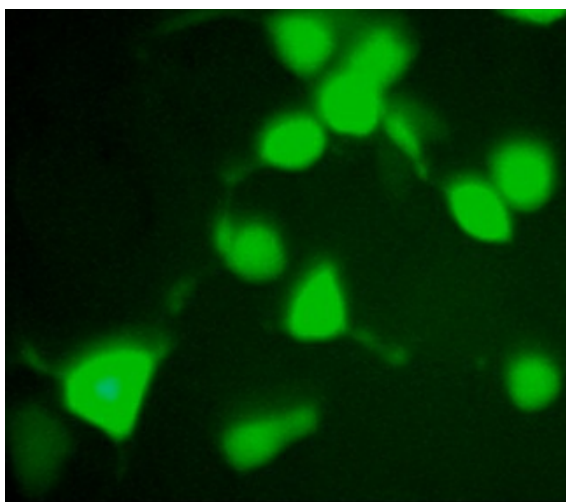
Form	Lyophilized
Storage Buffer	Lyophilized with PBS, pH 7.4, containing 0.02% sodium azide
Reconstitution	Reconstitute the lyophilized powder with deionized water (or equivalent) to an final concentration of 0.5 mg/ml.

Storage Instructions	The lyophilized product remains stable for up to 1 year at -20 °C from the date of receipt. Upon reconstitution, it can be stored for 2-3 weeks at 2-8 °C or for up to 12 months at -20 °C or below. Avoid repeated freezing and thawing cycles.
Purification	Protein A affinity column
Isotype	Mouse IgG2a,k
Clonality	Monoclonal
Clone ID	2G8D5

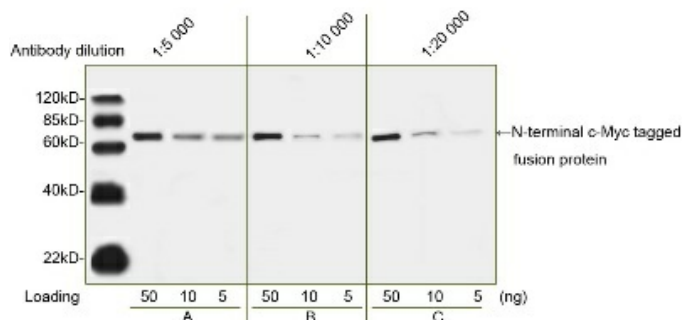
Examples



20 µg Multiple Tag Cell Lysate (M0100) was used for the IP using THE™ Anti-c-Myc-tag Monoclonal Antibody (Mouse) (GenScript, A00704) and half of the IP was loaded on the gel. The Western blot was performed by One-Step IP-Western Kit (Mouse) (L00232)



Immunofluorescence analysis of 293 cells transfected with c-Myc tag protein using THE™ Anti-c-Myc-tag Monoclonal Antibody (Mouse) (GenScript, A00704)

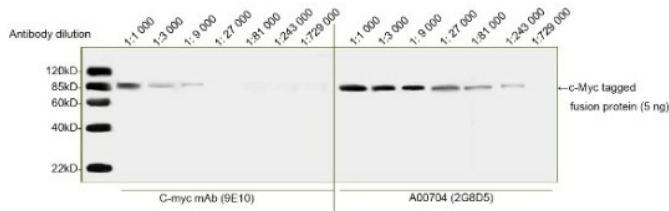


Sensitivity analysis of THE™ c-Myc Tag Antibody, mAb, Mouse (Cat.No. A00704) with series of loading amounts and antibody concentration.

- A: 0.2 µg/ml c-Myc Tag Antibody (equivalent to 1:5 000 diluted from 1.0 mg/ml)
- B: 0.1 µg/ml c-Myc Tag Antibody (equivalent to 1:10 000 diluted from 1.0 mg/ml)
- C: 0.05 µg/ml c-Myc Tag Antibody (equivalent to 1:20 000)

diluted from 1.0 mg/ml)

The signal was developed with IRDye™ 800 Conjugated affinity Purified Goat Anti-Mouse IgG



Western blot discovers working concentration comparison of **THE™ c-Myc Tag Antibody, mAb, Mouse (Cat.No. A00704)** with Mouse Anti-c-Myc mAb (9E10), showing GenScript A00704 poses excellent performance in WB assay with surprising antibody dilution.

Both c-Myc antibodies starting dilution are from 1:1 000 (equivalent to 1.0 µg/ml) in assay.

The signal was developed with IRDye™ 800 Conjugated affinity Purified Goat Anti-Mouse IgG.

Background

Target Background : The c-Myc protein is a transcription factor, encoded by the c-Myc gene on human chromosome 8q24. c-Myc is commonly activated in a variety of tumor cells and plays an important role in cellular proliferation, differentiation, apoptosis, and cell cycle progression. A synthetic peptide corresponding to residues 410-419 of the human p62 c-myc protein conjugated to KLH is used as immunogen. c-Myc-tag provides a method of localizing gene products in a variety of cell types, to study the topology of proteins and protein complexes and of identifying associated proteins. This product is suitable for detecting the expression level of c-Myc fusion proteins or c-Myc by various immunoassays.

Synonyms : Mouse Anti-c-Myc-tag mAb;

For laboratory research use only. Direct human use, including taking orally and injection and clinical use are forbidden.

生产商：南京金斯瑞生物科技有限公司 江苏省南京市江宁区科学园雍熙路28号

Manufacturer: Nanjing GenScript Biotech Co., Ltd. No. 28Yongxi Road, Jiangning District, Nanjing, Jiangsu, China