

Rev05  
Update: Nov,03,2023

**DATASHEET**

# V5-tag Antibody, pAb, Rabbit

Cat. No.: A00623

## Overview

<b>Specificity</b>	GenScript Rabbit Anti-V5-tag Polyclonal Antibody specifically recognizes V5 tagged fusion proteins.
<b>Host Species</b>	Rabbit
<b>Immunogen</b>	V5 epitope tag peptide GKPIPPLLGLDST conjugated to KLH
<b>Conjugate</b>	Unconjugated

## Applications

Working concentrations for specific applications should be determined by the investigator. Appropriate concentrations will be affected by several factors, including secondary antibody affinity, antigen concentration, sensitivity of detection method, temperature, and length of incubations, etc. The suitability of this antibody for applications other than those listed below has not been determined. The following concentration ranges are recommended starting points for this product.

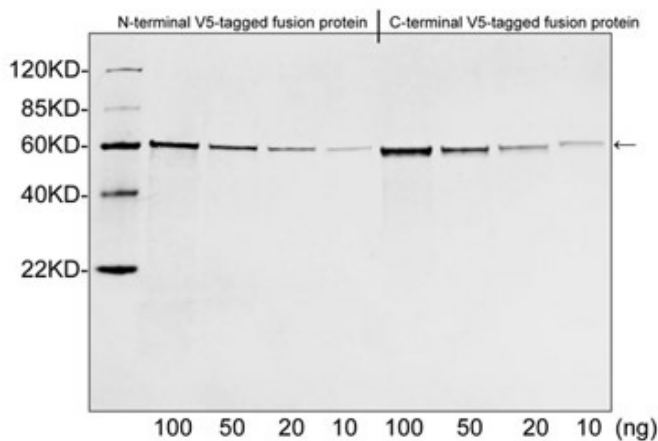
<b>Application</b>	<b>Recommended Usage</b>
ELISA	0.05-0.2 µg/ml
Western Blot	0.1-1.0 µg/ml
Western Blot	1:100-1:1,000

## Properties

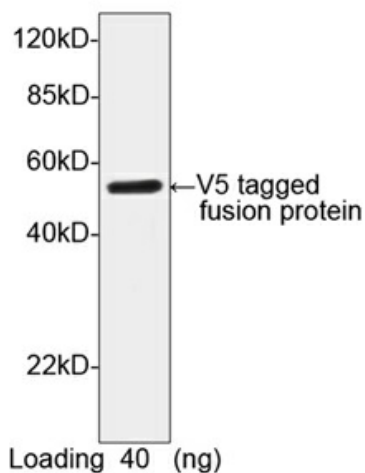
<b>Form</b>	Lyophilized
<b>Storage Buffer</b>	Lyophilized with PBS, pH 7.4, containing 0.02% sodium azide.
<b>Reconstitution</b>	Reconstitute the lyophilized powder with deionized water (or equivalent) to a final concentration of 0.5 mg/ml.
<b>Storage Instructions</b>	The lyophilized product remains stable for up to 1 year at -20 °C from the date of receipt. Upon reconstitution, it can be stored for 2-3 weeks at 2-8 °C or for up to 12 months at -20 °C or below. Avoid repeated freezing and thawing cycles.
<b>Purification</b>	Affinity chromatography

Isotype	Rabbit IgG
Clonality	Polyclonal
Clone ID	Not applicable

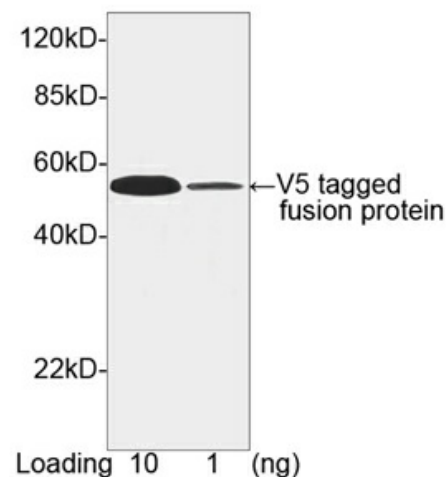
## Examples



Western blot analysis of V5 tagged fusion proteins expressed in *E. coli* cell lysate using Rabbit Anti-V5-tag Polyclonal Antibody (GenScript, A00623, 1  $\mu$ g/ml) The signal was developed with IRDye™ 800 Conjugated Goat Anti-Rabbit IgG.



Western blot analysis of V5-tagged fusion protein using V5-tag Antibody, pAb, Rabbit (GenScript, A00623, 1  $\mu$ g/ml) The signal was developed with Goat Anti-Rabbit IgG (H&L) [HRP] Polyclonal Antibody (GenScript, A00098, 1:10,000) and LumiSensor™ HRP Substrate Kit (GenScript, L00221) Predicted Size: 52 kD Observed Size: 52 kD



Western blot analysis of V5-tagged fusion protein using V5-tag Antibody, pAb, Rabbit (GenScript, A00623, 1  $\mu$ g/ml) The signal was developed with One-Step Western™ Basic Kit (Rabbit) (GenScript, L00204) Predicted Size: 52 kD Observed Size: 52 kD

## Background

**Target Background :** The V5 epitope tag is derived from a small epitope which presents on the P and V proteins of the paramyxovirus of simian virus 5 (SV5).V5 Tag Antibody is a useful tool in detection of recombinant proteins containing the V5 epitope.

**Synonyms :** Rabbit Anti-V5-tag pAb;Anti-V5-tag

**For laboratory research use only. Direct human use, including taking orally and injection and clinical use are forbidden.**

生产商：南京金斯瑞生物科技有限公司 江苏省南京市江宁区科学园雍熙路28号

Manufacturer: Nanjing GenScript Biotech Co., Ltd. No. 28Yongxi Road, Jiangning District, Nanjing, Jiangsu, China